

DCmind BRUSHLESS MOTORS

SQ75 motor with integrated SMI22 CANopen electronic board



- > DC Brushless motor for position, speed and torque control applications
- > High precision thanks to the built-in 4096 pulse/revolution magnetic encoder
- > CANopen Communication protocol (CANopen standards CiA 301 (certified) and CiA 402)
- > 2 Safe Torque Off (STO) inputs for enhanced safety
- > IP67 & IP69 direct drive according to EC 60259 (except front face)
- > Protection against wrong polarity of the main power supply



General characteristics

Type	80350			80360			80370			
Part numbers	80350001			80360001			80370001			
Nominal operating range	V _{DC} 9 - 75									
No-load characteristics	12 V _{DC}	24 V _{DC}	32 V _{DC}	24 V _{DC}	32 V _{DC}	48 V _{DC}	32 V _{DC}	48 V _{DC}	60 V _{DC}	
Speed of rotation	rpm	1 700	3 230	4 500	2 601	3 270	5 000	2 300	3 420	4 320
Absorbed current	A	1.1	1	2.4	1	1	0.9	1	1	1
Standby current ± 10 %	mA	50	50	50	50	50	50	50	50	50
Nominal characteristics	12 V _{DC}	24 V _{DC}	32 V _{DC}	24 V _{DC}	32 V _{DC}	48 V _{DC}	32 V _{DC}	48 V _{DC}	60 V _{DC}	
Speed ± 10 %	rpm	1 380	3 000	3 845	2 230	2 960	4 540	2 000	3 130	3 890
Torque	N.m	1	1	1	1.3	1.3	1.3	1.9	1.9	1.9
Absorbed current	A	15.4	15.4	15.4	14.4	14.4	14.4	15.1	15.1	15.1
Output power ± 10 %	W	145	314	400	304	403	618	398	623	700
Efficiency	%	78	85	82	85	87	87	80	86	78
Maximal characteristics	12 V _{DC}	24 V _{DC}	32 V _{DC}	24 V _{DC}	32 V _{DC}	48 V _{DC}	32 V _{DC}	48 V _{DC}	60 V _{DC}	
Speed	rpm	1 000	2 310	3 100	1 650	2 160	3 540	1 650	2 340	3 170
Torque	N.m	2.5	2.5	2.5	4	4	4	5	6	6
Absorbed current	W	262	600	750	691	905	1 483	864	1 470	1 800
Output power	A	34.5	34.5	34.5	42	42	42	40	44	44
Efficiency	%	60	74	68	67	69	71	67	70	68
Other characteristics										
Cogging Torque	mNm	45	45	45	50	50	50	55	55	55
Weight	Kg	2.4	2.4	2.4	2.7	2.7	2.7	3.3	3.3	3.3

Accessories

Starter kit: DCmind Soft + CANopen Power/logic/CAN 3 m cables - Softwares - USB to Can Open adapter - CAN terminal resistor - CAN double connector	79513105
Power supply cable M16, 3 m length AWG18	79298664
Input-Output cable M16, 3 m length AWG24	79513106
CAN cable M12, 1 m length AWG26	27358015

Combinations

① Choose The Motor

② Choose The Gearbox

PLANETARY GEARBOX | PM72
1 - 2 - 3 Stages

PLANETARY GEARBOX | P81
1 - 2 - 3 Stages

RIGHT-ANGLE WORM GEARBOX | RAD20

You have a project? Contact us on www.crouzet.com

Description:

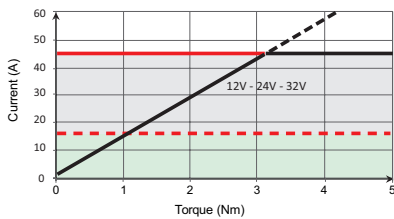
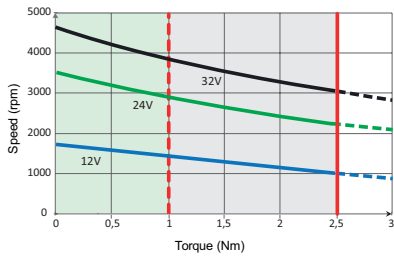
The new SQ75 DCmind Brushless motors have an integrated drive and CANopen communication bus for Motion Control applications up to 600 W nominal power and up to 6 Nm peak torque. More power, accurate precision, as well as enhanced safety and security features to secure your application.

For more information about Crouzet's SQ75 range, please visit www.crouzet.com.

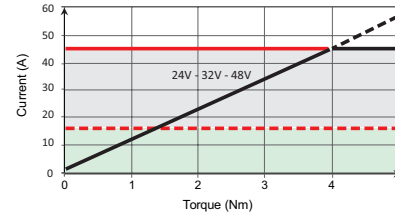
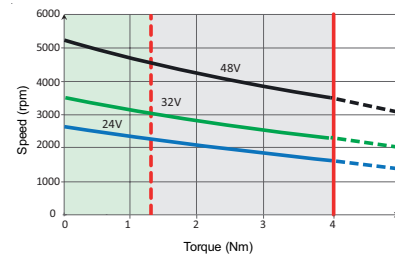
Curves

Speed-torque and current-torque

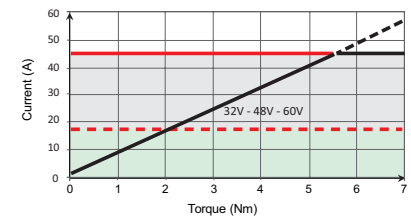
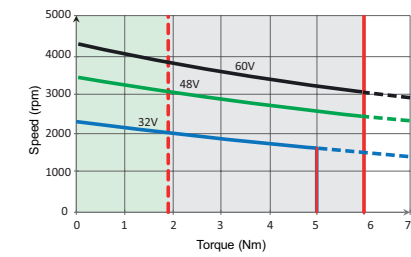
80350



80360



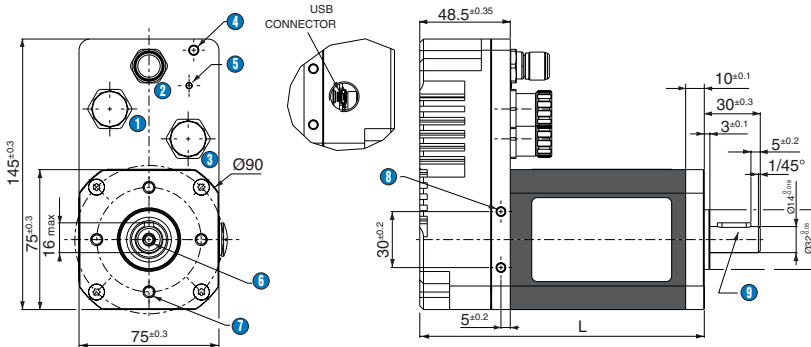
80370



--- Nominal — Peak ■ Continuous running area ■ Cycling running area

Dimensions (mm)

80350 - 80360 - 80370



- 1 Logic connector
- 2 CAN connector
- 3 Power supply connector
- 4 M5 x 0.8 depth 7
- 5 Led 2 colors for motor status
- 6 M5 x 0.8 depth thread 12
- 7 M6 x 1 at 90° on Ø56 depth 10.5
- 8 M5 x 0.8 depth 11.5
- 9 Parallel key 5 x 5 x 18 DIN 6885 A

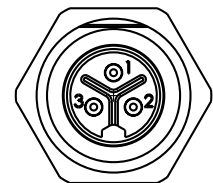
L: 80350 140.6 max - L: 80360 153.1 max - L: 80370 178.1 max

Connection

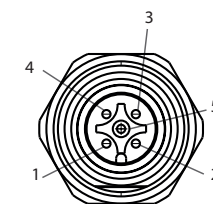
Input / Output M16 connector - 18 pins

Pin	Description	Pin	Description
1	Optional logic supply	14	Ground Digital
2	Ground Power	15	STO2-
3	Input 6 (analogic 2)	16	STO2+
4	Input 5 (analogic 1)	17	STO1-
5	Input 1 (digital)	18	STO1+
6	Input 2 (digital)		
7	Input 3 (digital)		
8	Input 4 (digital)		
9	Ground Digital		
10	Output 1 (digital - PWM)		
11	Output 2 (digital - PWM)		
12	Output 3 (digital)		
13	Output 4 (digital)		

Pin	Power supply M16 - 3 pins
	Description
1	Shunt +
2	V+
3	0V - ground (0)



Pin	CAN - M12 - 5 pins
	Description
1	Not connected
2	Not connected
3	CAN Ground Digital
4	CAN High
5	CAN Low



User information

Product User Manual available on website, please read it before use.

Warning:

The product information contained in this catalogue is given purely as information and does not constitute a representation, warranty or any form of contractual commitment. Crouzet Automatismes SAS and its subsidiaries reserve the right to modify their products without notice. It is imperative that we should be consulted over any particular use or application of our products and it is the responsibility of the buyer to establish, particularly through all the appropriate tests, that the product is suitable for the use or application. Under no circumstances will our warranty apply, nor shall we be held responsible for any application (such as any modification, addition, deletion, use in conjunction with other electrical or electronic components, circuits or assemblies, or any other unsuitable material or substance) which has not been expressly agreed by us prior to the sale of our products.