

TEMPERATURE SWITCHES AND SENSORS IN HOME HEATING APPLICATIONS

Background

Whether heating a home or a commercial building, safety and efficiency of the system is a key concern. There are a wide range of heating systems available, from Electric Heat Pumps to Geothermal systems. No matter the system, the one constant is the need to sense temperature to ensure optimal efficiency or to detect and react to potentially unsafe conditions.

Dependent on the type of system there are motors which drive air moving fans or hot water circulation pumps that require protection from overheating. Conditions that could cause an unsafe condition include, blocked ventilation ducts, dirty air filters, and flame out of the main combustion chamber.

In addition to safety temperature sensing can be useful to monitor inefficiencies in the system such as a malfunction of exhaust flue that may cause sub-optimal performance.

Solution

Electromechanical thermostats, for years have been the most economical, reliable and dependable choice for the control of temperature. Thermostats with global agency approvals and a long track record of service in critical heating applications, aid major OEMs in the development of new systems and protect their name brands while their systems are in the field.

Electromechanical thermostats can be used to switch critical loads on and off directly or in pilot circuits where an on off signal is given to a system level controller.

Many applications require a physical opening of a circuit to meet agency regulations, thus electromechanical thermostats will continue to play this critical role in numerous systems in the future.

In addition to safety, efficiency in the effort to reduce green house gas emissions is another driving force in the HVAC industry. Advance systems may employ temperature sensors to optimize performance of their systems. RTD and NTC based temperature sensors are ideal and economical for this purpose.

Electromechanical thermostats can be used to switch critical loads on and off directly or in pilot circuits where an on off signal is given to a system level controller.






Heating Systems



Boiler Room

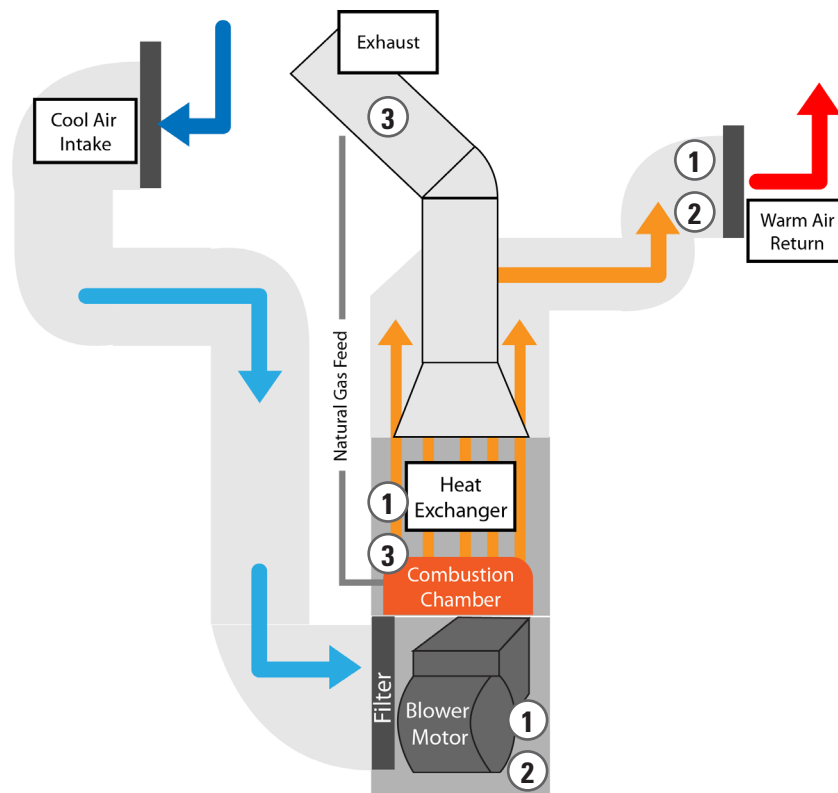


RELATED PRODUCTS

Reference on Diagram	Product	Features	Function	Brand
1	 1NT	<ul style="list-style-type: none"> Wide range of standard configurations Global agency approvals Internal design for long life 	Temperature limit switch	Sensata Technologies
2	 3000	<ul style="list-style-type: none"> Highly sealed, IP65 Quick temperature response Vibration resistant 	NTC Based temperature sensor	Sensata Technologies
3	 Darts	<ul style="list-style-type: none"> Platinum RTD sense element Glass seal and laser welded construction Operation up to 850 °C 	Platinum RTD based temperature sensor	Sensata Technologies



GAS/ELECTRIC HEATING APPLICATIONS



Sensata Technologies, Inc. ("Sensata") data sheets and application notes are solely intended to assist designers ("Buyers") who are developing systems that incorporate Sensata products (also referred to herein as "components"). Buyer understands and agrees that Buyer remains responsible for using its independent analysis, evaluation and judgment in designing Buyer's systems and products. Sensata data sheets and application notes have been created using standard laboratory conditions and engineering practices. Sensata has not conducted any testing other than that specifically described in the published documentation for a particular data sheet and application notes. Sensata may make corrections, enhancements, improvements and other changes to its data sheets and application notes or components without notice.

Buyers are authorized to use Sensata data sheets and application notes with the Sensata component(s) identified in each particular data sheet and application notes. HOWEVER, NO OTHER LICENSE, EXPRESS OR IMPLIED, BY ESTOPPEL OR OTHERWISE TO ANY OTHER SENSATA INTELLECTUAL PROPERTY RIGHT, AND NO LICENSE TO ANY THIRD PARTY TECHNOLOGY OR INTELLECTUAL PROPERTY RIGHT, IS GRANTED HEREIN. SENSATA DATA SHEETS AND APPLICATION NOTES ARE PROVIDED "AS IS". SENSATA MAKES NO WARRANTIES OR REPRESENTATIONS WITH REGARD TO THE DATA SHEETS OR USE OF THE DATA SHEETS AND APPLICATION NOTES, EXPRESS, IMPLIED OR STATUTORY, INCLUDING ACCURACY OR COMPLETENESS. SENSATA DISCLAIMS ANY WARRANTY OF TITLE AND ANY IMPLIED WARRANTIES OF MERCHANTABILITY, FITNESS FOR A PARTICULAR PURPOSE, QUIET ENJOYMENT, QUIET POSSESSION, AND NON-INFRINGEMENT OF ANY THIRD PARTY INTELLECTUAL PROPERTY RIGHTS WITH REGARD TO SENSATA DATA SHEETS AND APPLICATION NOTES OR USE THEREOF.

All products are sold subject to Sensata's terms and conditions of sale supplied at www.sensata.com SENSATA ASSUMES NO LIABILITY FOR APPLICATIONS ASSISTANCE OR THE DESIGN OF BUYERS' PRODUCTS. BUYER ACKNOWLEDGES AND AGREES THAT IT IS SOLELY RESPONSIBLE FOR COMPLIANCE WITH ALL LEGAL, REGULATORY AND SAFETY-RELATED REQUIREMENTS CONCERNING ITS PRODUCTS, AND ANY USE OF SENSATA COMPONENTS IN ITS APPLICATIONS, NOTWITHSTANDING ANY APPLICATIONS-RELATED INFORMATION OR SUPPORT THAT MAY BE PROVIDED BY SENSATA.

Mailing Address: Sensata Technologies, Inc., 529 Pleasant Street, Attleboro, MA 02703, USA.

CONTACT US

Americas

+1 (888) 438 2214
sensors@sensata.com

Europe, Middle East & Africa

+31 (74) 357 8156
temperature-info.eu@sensata.com

Asia Pacific

sales.isasia@list.sensata.com
China +86 (21) 2306 1500

Japan +81 (45) 277 7117

Korea +82 (31) 601 2004

India +91 (80) 67920890

Rest of Asia +886 (2) 27602006

ext 2808