

Control Knobs for Panel Potentiometers



FEATURES







- Large knob diameter range
- Designed to provide good grip for bare hands or gloves
- With lateral screw fixing
- Plastic or aluminum material
- Custom metallic knob on request (shape, marking, color, and hole for shaft diameter)
- Material categorization: for definitions of compliance please see www.vishay.com/doc?99912

RoHS
COMPLIANT

LINKS TO ADDITIONAL RESOURCES




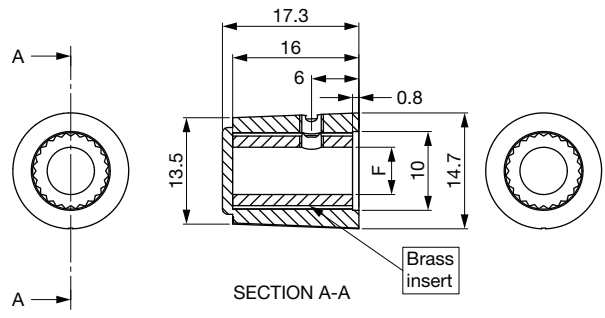
Control knobs suited for panel potentiometers, encoders and rotary switches. Whether the user wears gloves or operates with bare hands, the knob's haptic structure and pleasant grip surface reliably apply the necessary torque to the potentiometer shaft across all application situations.


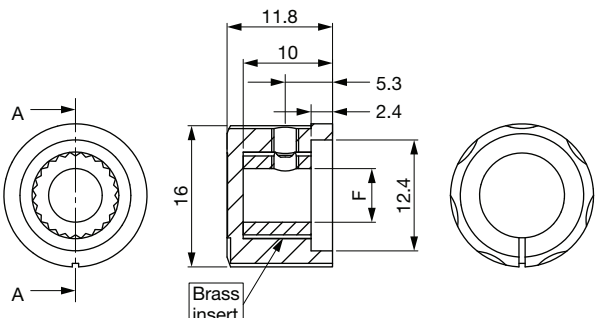
| CONTROL KNOB INDEX | | |
|--------------------|---|---|
| | PLASTIC CONTROL KNOBS | METALLIC CONTROL KNOBS |
| ROUND RANGE |  Page 2 |  Page 5 |
| POINTER RANGE |  Page 4 |  Page 6 |
| SKIRTED RANGE |  Page 3 |  Page 7 |



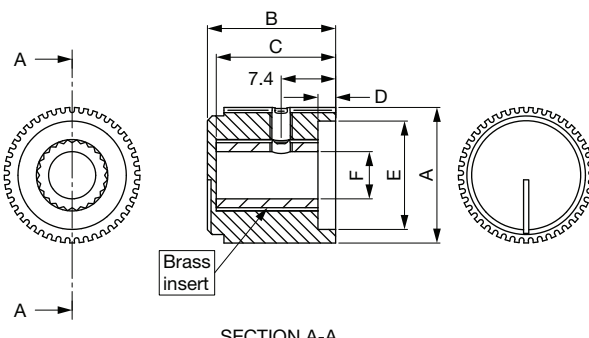
For "Quick Search / Available Series" table see [page 8](#)

PLASTIC CONTROL KNOBS

ROUND RANGE



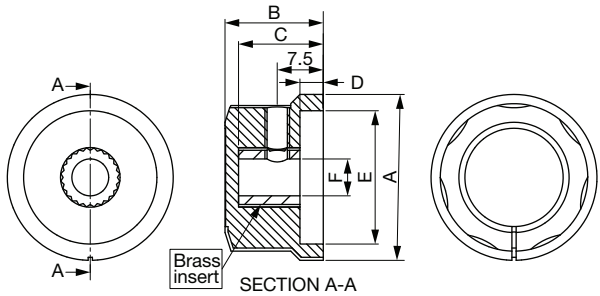
| SERIES  PR1417NLS | |
|--|-----------------|
| SPECIFICATION <ul style="list-style-type: none"> Material: plastic (ABS) Indicator: white line on side Product color: black With lateral screw fixing | |
|  | |
| PART NUMBER | SHAFT DIAM. "F" |
| ACCKPR1417NLS6 | 6 |
| ACCKPR1417NLS18 | 1/8" |
| ACCKPR1417NLS14 | 1/4" |



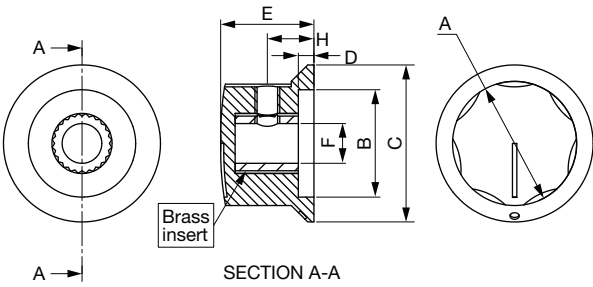
| SERIES  IR1612NLP | |
|--|-----------------|
| SPECIFICATION <ul style="list-style-type: none"> Material: plastic (ABS) Indicator: white line on side and top Product color: black With lateral screw fixing | |
|  | |
| PART NUMBER | SHAFT DIAM. "F" |
| ACCKIR1612NLP14 | 1/4" |
| ACCKIR1612NLP6 | 6 |
| ACCKIR1612NLP18 | 1/8" |


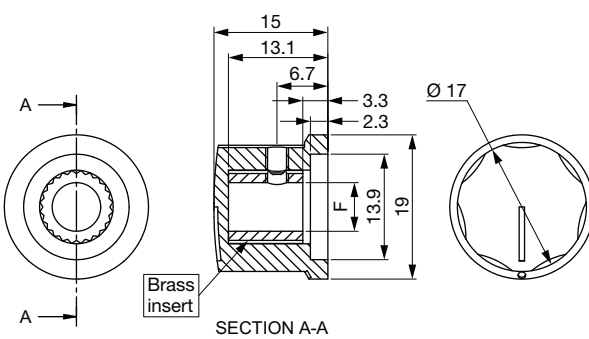
| SERIES <div style="display: flex; justify-content: space-around; align-items: center;"> <div style="text-align: center;">  <p>PR1817NLT</p> </div> <div style="text-align: center;">  <p>PR1417NLT</p> </div> </div> | | | | | | |
|---|---------------------------|------|------|------|-----|------|
| SPECIFICATION <ul style="list-style-type: none"> Material: plastic (ABS) Indicator: white line on top Product color: black With lateral screw fixing | | | | | | |
|  <p style="text-align: center;">SECTION A-A</p> | | | | | | |
| PART NUMBER | DIMENSIONS in millimeters | | | | | |
| | SHAFT DIAM. "F" | A | B | C | D | E |
| ACCKPR1817NLT14 | 1/4" | 18.4 | 17.4 | 16.2 | 2.4 | 14.7 |
| ACCKPR1417NLT6 | 6 | 13.8 | 16.6 | 14.6 | 0 | 9.5 |
| ACCKPR1417NLT14 | 1/4" | | | | | |

PLASTIC CONTROL KNOBS

SKIRTED RANGE

| SERIES <div style="display: flex; justify-content: space-around; align-items: center;">   </div> <div style="display: flex; justify-content: space-around; align-items: center;"> IS2716NLD IS2012NLD </div> | | | | | | |
|---|---------------------------|----|----|------|-----|------|
| SPECIFICATION <ul style="list-style-type: none"> Material: plastic (ABS) with aluminum top inlay Product color: black Indicator: white line on side, top, and skirt With lateral screw fixing | | | | | | |
|  | | | | | | |
| PART NUMBER | DIMENSIONS in millimeters | | | | | |
| | SHAFT DIAM. "F" | A | B | C | D | E |
| ACCKIS2716NLD14 | 1/4" | 27 | 16 | 13.8 | 3.8 | 21.7 |
| ACCKIS2716NLD18 | 1/8" | | | | | |
| ACCKIS2716NLD6 | 6 | | | | | |
| ACCKIS2012NLD14 | 1/4" | 20 | 12 | 10 | 1.8 | 13.8 |
| ACCKIS2012NLD6 | 6 | | | | | |
| ACCKIS2012NLD18 | 1/8" | | | | | |

| SERIES <div style="display: flex; justify-content: space-around; align-items: center;">   </div> <div style="display: flex; justify-content: space-around; align-items: center;"> PS2015NLR PS1412NLR </div> | | | | | | |
|---|---------------------------|------|------|------|-----|------|
| SPECIFICATION <ul style="list-style-type: none"> Material: plastic (ABS) Product color: black Indicator: white line on top, and skirt With lateral screw fixing | | | | | | |
|  | | | | | | |
| PART NUMBER | DIMENSIONS in millimeters | | | | | |
| | SHAFT DIAM. "F" | A | B | C | D | H |
| ACCKPS2015NLR14 | 1/4" | 20 | 17.3 | 25.3 | 1.5 | 15 |
| ACCKPS1412NLR14 | 1/4" | 14.3 | 13.8 | 19 | 2.5 | 12.3 |

| | |
|--|------------------------|
| SERIES  PS1715NLT | |
| SPECIFICATION <ul style="list-style-type: none"> Material: plastic (ABS) Product color: black Indicator: white line on top and dot on skirt With lateral screw fixing | |
|  | |
| PART NUMBER | SHAFT DIAM. "F" |
| ACCKPS1715NLT14 | 1/4" |

SERIES

PS1515NDT


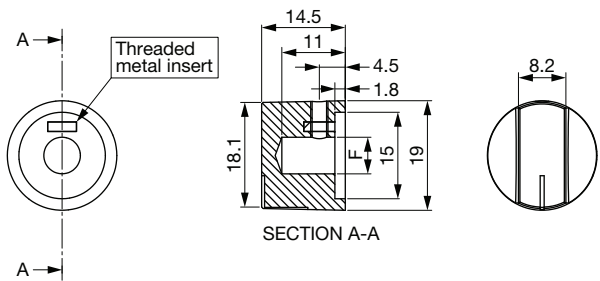
SPECIFICATION

- Material: plastic (ABS)
- Product color: black
- Indicator: white dot on top
- With lateral screw fixing



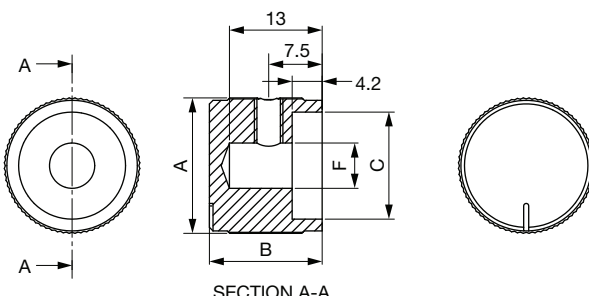
| PART NUMBER | DIMENSIONS in millimeters | | | | | |
|-----------------|---------------------------|----|----|------|-----|------|
| | SHAFT DIAM. "F" | A | B | C | D | E |
| ACCKPS1515NDT14 | 1/4" | 15 | 15 | 13.2 | 7.5 | 11.5 |
| ACCKPS1515NDT6 | 6 | | | | | |
| ACCKPS1515NDT18 | 1/8" | | | | | |


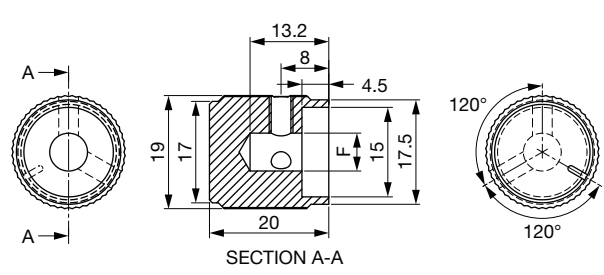
PLASTIC CONTROL KNOBS

POINTER RANGE

| | |
|--|------------------------|
| SERIES  PP1915NLP | |
| SPECIFICATION <ul style="list-style-type: none"> Material: plastic (ABS) Product color: black Indicator: white line on top and side With lateral screw fixing | |
|  | |
| PART NUMBER | SHAFT DIAM. "F" |
| ACCKPP1915NLP14 | 1/4" |

METALLIC CONTROL KNOBS
ROUND RANGE

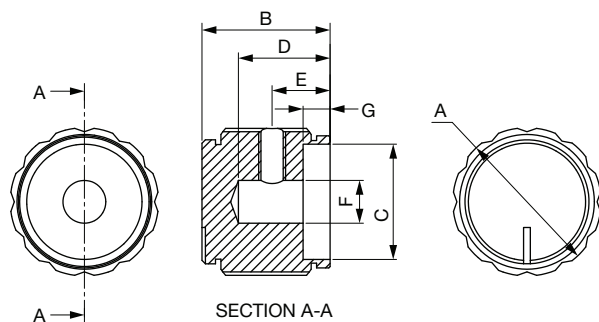
| SERIES <div style="display: flex; justify-content: space-around; align-items: center;">   </div> <div style="display: flex; justify-content: space-around; align-items: center;"> MR1316NLT MR1916NLT </div> | | | | |
|---|---------------------------|------|------|-----|
| SPECIFICATION <ul style="list-style-type: none"> Material: aluminum Product color: black Indicator: white line on top With lateral screw fixing | | | | |
|  | | | | |
| PART NUMBER | DIMENSIONS in millimeters | | | |
| | SHAFT DIAM. "F" | A | B | C |
| ACCKMR1316NLT6 | 6 | 12.8 | 15.8 | 9.5 |
| ACCKMR1316NLT14 | 1/4" | | | |
| ACCKMR1916NLT14 | 1/4" | 19 | 15.8 | 15 |
| ACCKMR1916NLT6 | 6 | | | |

| SERIES <div style="text-align: center;">  </div> MR1920NLT | |
|--|-----------------|
| SPECIFICATION <ul style="list-style-type: none"> Material: aluminum Product color: black Indicator: white line on top With lateral screw fixing | |
|  | |
| PART NUMBER | SHAFT DIAM. "F" |
| ACCKMR1920NLT14 | 1/4" |

SERIES

SPECIFICATION

- Material: aluminum
- Indicator: white line on top
- Product color: black
- With lateral screw fixing


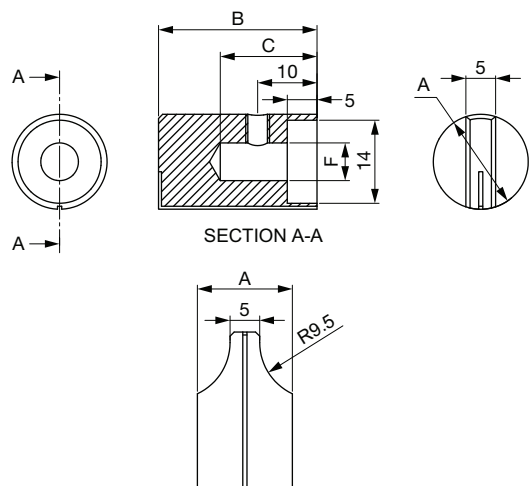



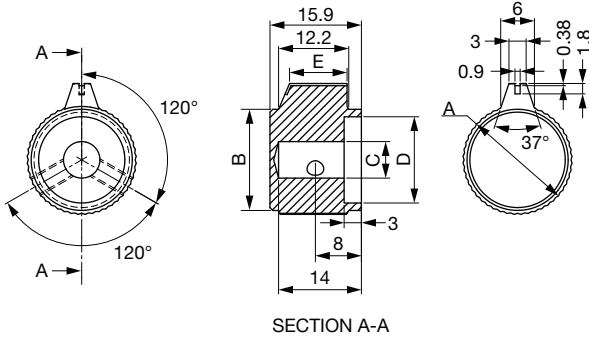
| PART NUMBER | DIMENSIONS in millimeters | | | | | | |
|-----------------|---------------------------|------|------|------|------|-----|-----|
| | SHAFT DIAM. "F" | A | B | C | D | E | G |
| ACCKMR1617NLT14 | 1/4" | 15.5 | 16.5 | 13.5 | 14.5 | 8.4 | 4.5 |
| ACCKMR2020NLT14 | 1/4" | 20 | 19.5 | 17.5 | 15 | 9.1 | 5.5 |
| ACCKMR2219NLT14 | 1/4" | 22 | 19 | 19.6 | 13.6 | 8.6 | 4 |
| ACCKMR3022NLT14 | 1/4" | 29.7 | 22 | 28 | 11.6 | 8 | 4.2 |




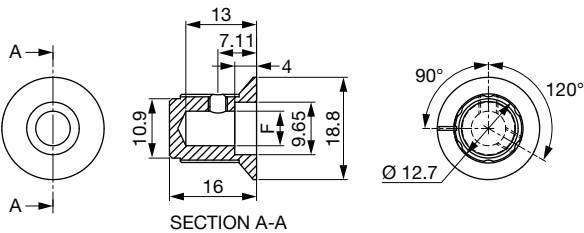
METALLIC CONTROL KNOBS


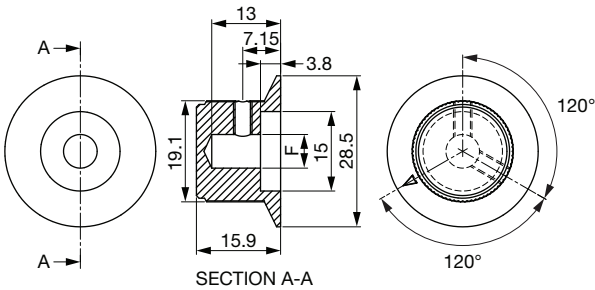
POINTER RANGE


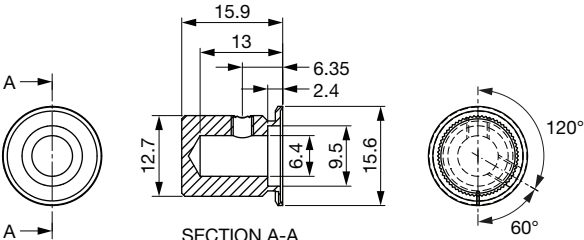
| SERIES | | | | |
|--|---------------------------|------|------|------|
|  | | | | |
| <div>MP1325NLP</div> <div>MP1627NLP</div> <div>MP1925NLP</div> | | | | |
| SPECIFICATION | | | | |
| <ul style="list-style-type: none"> Material: aluminum Product color: black Indicator: white line on top and side With lateral screw fixing | | | | |
|  | | | | |
| PART NUMBER | DIMENSIONS in millimeters | | | |
| | SHAFT DIAM. "F" | A | B | C |
| ACCKMP1325NLP6 | 6 | 12.7 | 25.4 | 13 |
| ACCKMP1325NLP14 | 1/4" | | | |
| ACCKMP1627NLP6 | 6 | 16 | 26.7 | 16.3 |
| ACCKMP1627NLP14 | 1/4" | | | |
| ACCKMP1925NLP6 | 6 | 19 | 25.4 | 13 |
| ACCKMP1925NLP14 | 1/4" | | | |












| SERIES | | | | | | |
|--|---------------------------|------|------|-----|------|-----|
|  | | | | | | |
| <div>MP1316NLS</div> <div>MP1916NLS</div> <div>MP2416NLS</div> | | | | | | |
| SPECIFICATION | | | | | | |
| <ul style="list-style-type: none"> Material: aluminum Product color: black Indicator: white line on side With lateral screw fixing | | | | | | |
|  | | | | | | |
| PART NUMBER | DIMENSIONS in millimeters | | | | | |
| | SHAFT DIAM. "F" | A | B | C | D | E |
| ACCKMP1316NLS18 | 1/8" | 12.7 | 11.3 | 6.4 | 9.5 | 9 |
| ACCKMP1316NLS14 | 1/4" | | | | | |
| ACCKMP1916NLS14 | 1/4" | 19 | 17.6 | 6.4 | 15 | 10 |
| ACCKMP1916NLS18 | 1/8" | | | | | |
| ACCKMP2416NLS18 | 1/8" | 23.8 | 22.4 | 3.2 | 17.6 | 9.5 |
| ACCKMP2416NLS14 | 1/4" | | | | | |













METALLIC CONTROL KNOBS
SKIRTED RANGE

| SERIES | | | | | | | |
|---|---------------------------|------|------|------|------|----|------|
|  <p>MS1316NLD</p> | | | | | | | |
| SPECIFICATION <ul style="list-style-type: none"> Material: aluminum Product color: black Indicator: white line on side and skirt With lateral screw fixing | | | | | | | |
|  <p>SECTION A-A</p> | | | | | | | |
| PART NUMBER | DIMENSIONS in millimeters | | | | | | |
| | SHAFT DIAM. "F" | A | B | C | D | E | G |
| ACCKMS1316NLD18 | 1/8" | 12.7 | 10.9 | 9.65 | 18.8 | 13 | 10.9 |
| ACCKMS1316NLD14 | 1/4" | | | | | | |






| SERIES | | | | | | | |
|---|---------------------------|------|------|----|------|------|------|
|  <p>MS1916NAS</p> | | | | | | | |
| SPECIFICATION <ul style="list-style-type: none"> Material: aluminum Product color: black Indicator: arrow on skirt With lateral screw fixing | | | | | | | |
|  <p>SECTION A-A</p> | | | | | | | |
| PART NUMBER | DIMENSIONS in millimeters | | | | | | |
| | SHAFT DIAM. "F" | A | B | C | D | E | G |
| ACCKMS1916NAS18 | 1/8" | 19.1 | 17.7 | 15 | 28.5 | 15.9 | 10.9 |
| ACCKMS1916NAS14 | 1/4" | | | | | | |

| SERIES | | | | | | | |
|---|--|-----------------|--|--|--|--|--|
|  <p>MS1316NLK</p> | | | | | | | |
| SPECIFICATION <ul style="list-style-type: none"> Material: aluminum Product color: black Indicator: white line on side and top With lateral screw fixing | | | | | | | |
|  <p>SECTION A-A</p> | | | | | | | |
| PART NUMBER | | SHAFT DIAM. "F" | | | | | |
| ACCKMS1316NLK14 | | 1/4" | | | | | |

| QUICK SEARCH / AVAILABLE SERIES | | | | | | | | | | |
|---------------------------------|----------------|------|------|---------------|-------------|---|----------|---------|-------|------------------------|
| SERIES | SHAFT DIAMETER | | | DIAMETER (mm) | HEIGHT (mm) | IMAGE | MATERIAL | RANGE | COLOR | INDICATOR |
| | 1/4" | 1/8" | 6 mm | | | | | | | |
| PR1417NLS | ✓ | ✓ | ✓ | 13.5 | 17.3 |  | ABS | Round | Black | Line on side |
| IS2716NLD | ✓ | ✓ | ✓ | 27 | 16 |  | ABS | Skirted | Black | Line on side and skirt |
| IS2012NLD | ✓ | ✓ | ✓ | 20 | 12 |  | ABS | Skirted | Black | Line on side and skirt |
| IR1612NLP | ✓ | ✓ | ✓ | 16 | 11.8 |  | ABS | Round | Black | Line on top and side |
| PS2015NLR | ✓ | | | 20 | 15 |  | ABS | Skirted | Black | Line on top and skirt |
| PS1412NLR | ✓ | | | 14.3 | 12.3 |  | ABS | Skirted | Black | Line on top and skirt |
| PS1715NLT | ✓ | | | 16.6 | 15 |  | ABS | Skirted | Black | Line on top |
| PR1817NLT | ✓ | | | 18.4 | 17.4 |  | ABS | Round | Black | Line on top |
| PR1417NLT | ✓ | | ✓ | 13.8 | 16.6 |  | ABS | Round | Black | Line on top |
| PS1515NDT | ✓ | ✓ | ✓ | 15 | 15 |  | ABS | Skirted | Black | Dot on top |
| PP1915NLP | ✓ | | | 19 | 14.5 |  | ABS | Pointer | Black | Line on top and side |

| QUICK SEARCH / AVAILABLE SERIES | | | | | | | | | | |
|---------------------------------|----------------|------|------|---------------|-------------|---|----------|---------|-------|------------------------|
| SERIES | SHAFT DIAMETER | | | DIAMETER (mm) | HEIGHT (mm) | IMAGE | MATERIAL | RANGE | COLOR | INDICATOR |
| | 1/4" | 1/8" | 6 mm | | | | | | | |
| MR1316NLT | ✓ | | ✓ | 12.8 | 15.8 |  | Aluminum | Round | Black | Line on top |
| MS1316NLD | ✓ | ✓ | | 12.7 | 16 |  | Aluminum | Skirted | Black | Line on side and skirt |
| MP1627NLP | ✓ | | ✓ | 16 | 26.7 |  | Aluminum | Pointer | Black | Line on top and side |
| MP1925NLP | ✓ | | ✓ | 19 | 25.4 |  | Aluminum | Pointer | Black | Line on top and side |
| MP1325NLP | ✓ | | ✓ | 12.7 | 25.4 |  | Aluminum | Pointer | Black | Line on top and side |
| MS1916NAS | ✓ | ✓ | | 19.1 | 15.9 |  | Aluminum | Skirted | Black | Arrow on skirt |
| MP1316NLS | ✓ | ✓ | | 12.7 | 15.9 |  | Aluminum | Pointer | Black | Line on side |
| MP1916NLS | ✓ | ✓ | | 19 | 15.9 |  | Aluminum | Pointer | Black | Line on side |
| MP2416NLS | ✓ | ✓ | | 23.8 | 15.9 |  | Aluminum | Pointer | Black | Line on side |
| MR1920NLT | ✓ | | | 19 | 20 |  | Aluminum | Round | Black | Line on top |
| MR2020NLT | ✓ | | | 20 | 19.5 |  | Aluminum | Round | Black | Line on top |

QUICK SEARCH / AVAILABLE SERIES

| SERIES | SHAFT DIAMETER | | | DIAMETER (mm) | HEIGHT (mm) | IMAGE | MATERIAL | RANGE | COLOR | INDICATOR |
|-----------|----------------|------|------|---------------|-------------|--|----------|---------|-------|---------------|
| | 1/4" | 1/8" | 6 mm | | | | | | | |
| MR1617NLT | ✓ | | | 15.5 | 16.5 |  | Aluminum | Round | Black | Line on top |
| MR2219NLT | ✓ | | | 22 | 19 |  | Aluminum | Round | Black | Line on top |
| MR3022NLT | ✓ | | | 29.7 | 22 |  | Aluminum | Round | Black | Line on top |
| MS1316NLK | ✓ | | | 12.7 | 15.9 |  | Aluminum | Skirted | Black | Line on skirt |
| MR1916NLT | ✓ | | ✓ | 19 | 15.8 |  | Aluminum | Round | Black | Line on top |

MECHANICAL SPECIFICATIONS

| | |
|-------------------------------|----------------------|
| Locking system | Lateral screw fixing |
| Knob hole shape for the shaft | Round |
| Plastic knob material | ABS |
| Metallic knob material | Aluminum |

Notes

- For control knob customization need, knob shape, marking, color, and hole of the shaft diameter can be customized on metallic versions to meet customer requirements. For plastic knobs, only the markings and knob color can be customized to meet customer requirements.
- For knobs compatibilities with panel potentiometers portfolio: refer to application note "Control Knobs" www.vishay.com/doc?51104
- Nothing stated herein shall be construed as a guarantee of quality or durability



| ORDERING INFORMATION (part number) | | | | | | | | | | | | | | | |
|------------------------------------|--|---|---|---|---------------------------------|---|---------------------------------|---|---|---|--|---|--|--|--|
| A | C | C | K | P | R | 1 | 9 | 1 | 4 | N | L | T | 6 | | |
| MODEL | MATERIAL | | KNOB RANGE | | KNOB DIAMETER | | KNOB HEIGHT | | COLOR | | INDICATOR | | SHAFT DIAMETER | | SPECIAL NUMBER |
| ACCK | P = plastic M = metallic I = plastic with aluminum insert (on request) | | R = round P = pointer S = skirted | | From 10 mm to 35 mm Unit: mm | | From 12 mm to 27 mm Unit: mm | | N = black On request: W = white G = grey B = blue R = red Y = yellow N = green S = silver | | LT = line on top LS = line on side LP = line on top and side LR = line on top and skirt LK = line on skirt LD = line on side and skirt DT = dot on top DS = dot on skirt AS = arrow on skirt AT = arrow on top GJ = graduation to 10 | | 3 = 3 mm 18 = 3.17 mm (1/8") 6 = 6 mm 14 = 6.35 mm (1/4") | | (If applicable) Given by Vishay for custom design |
| SERIES | | | | | | | | | | | | | | | |

| PART NUMBER DESCRIPTION (for information only) | | | | | | | |
|--|----------|------------|---------------|-------------|-------|-----------|----------------|
| ACCK | P | R | 19 | 14 | N | LT | 14 |
| MODEL | MATERIAL | KNOB RANGE | KNOB DIAMETER | KNOB HEIGHT | COLOR | INDICATOR | SHAFT DIAMETER |
| SERIES | | | | | | | |

| RELATED DOCUMENTS | |
|---|--|
| APPLICATION NOTES | |
| Control Knobs | www.vishay.com/doc?51104 |
| Potentiometers and Trimmers | www.vishay.com/doc?51001 |
| Guidelines for Vishay Sfernice Resistive and Inductive Components | www.vishay.com/doc?52029 |
| OTHER | |
| Link to Panel Potentiometers Portfolio | www.vishay.com/en/potentiometers/ |



Disclaimer

ALL PRODUCT, PRODUCT SPECIFICATIONS AND DATA ARE SUBJECT TO CHANGE WITHOUT NOTICE TO IMPROVE RELIABILITY, FUNCTION OR DESIGN OR OTHERWISE.

Vishay Intertechnology, Inc., its affiliates, agents, and employees, and all persons acting on its or their behalf (collectively, "Vishay"), disclaim any and all liability for any errors, inaccuracies or incompleteness contained in any datasheet or in any other disclosure relating to any product.

Vishay makes no warranty, representation or guarantee regarding the suitability of the products for any particular purpose or the continuing production of any product. To the maximum extent permitted by applicable law, Vishay disclaims (i) any and all liability arising out of the application or use of any product, (ii) any and all liability, including without limitation special, consequential or incidental damages, and (iii) any and all implied warranties, including warranties of fitness for particular purpose, non-infringement and merchantability.

Statements regarding the suitability of products for certain types of applications are based on Vishay's knowledge of typical requirements that are often placed on Vishay products in generic applications. Such statements are not binding statements about the suitability of products for a particular application. It is the customer's responsibility to validate that a particular product with the properties described in the product specification is suitable for use in a particular application. Parameters provided in datasheets and / or specifications may vary in different applications and performance may vary over time. All operating parameters, including typical parameters, must be validated for each customer application by the customer's technical experts. Product specifications do not expand or otherwise modify Vishay's terms and conditions of purchase, including but not limited to the warranty expressed therein.

Hyperlinks included in this datasheet may direct users to third-party websites. These links are provided as a convenience and for informational purposes only. Inclusion of these hyperlinks does not constitute an endorsement or an approval by Vishay of any of the products, services or opinions of the corporation, organization or individual associated with the third-party website. Vishay disclaims any and all liability and bears no responsibility for the accuracy, legality or content of the third-party website or for that of subsequent links.

Vishay products are not designed for use in life-saving or life-sustaining applications or any application in which the failure of the Vishay product could result in personal injury or death unless specifically qualified in writing by Vishay. Customers using or selling Vishay products not expressly indicated for use in such applications do so at their own risk. Please contact authorized Vishay personnel to obtain written terms and conditions regarding products designed for such applications.

No license, express or implied, by estoppel or otherwise, to any intellectual property rights is granted by this document or by any conduct of Vishay. Product names and markings noted herein may be trademarks of their respective owners.