



**bel** POWER SOLUTIONS & PROTECTION

a bel group

# RCM60 Series

## Melcher™ RCM Railway Power Supplies





Under the **MELCHER™** brand, **Bel Power Solutions** is a leading manufacturer of high performance, rugged DC-DC and AC-DC converters for rail, communications and industrial applications where tough, reliable power is paramount.

EN 50155, EN 50121-3-2, EN 45545-2  
AREMA, IRIS / ISO-TS 22163:2017

# Melcher™ Products for Transportation Market



**MELCHER™**  
The Power Partners.

**SMR52**



**SMR53**



**PSx**



**M**



**PSK**



**K**



**LT**



**IMX**



1973

1975

1979


1983

1989

1992

1995

1996



Supplying high reliability DC-DC converters for rail applications since 1973!

1998

2014


2015

2016

2017

2018

2019



**Q/P**



**HR**



**HP**



**LBC**



**RCM**



**0RQB**



**RCM60**



POWER | PROTECT | CONNECT



## RCM60 Series Chassis Mount DC-DC Converter

### Features

- Ultra-wide input voltage range
- Single output voltage
- Low inrush current
- Primary shutdown input
- Conformal coated PCB
- Extremely high efficiency & high power density

### Options

- Output ORing FET for redundant operation
- Input fuse
- Output voltage monitoring (solid state relay contact)



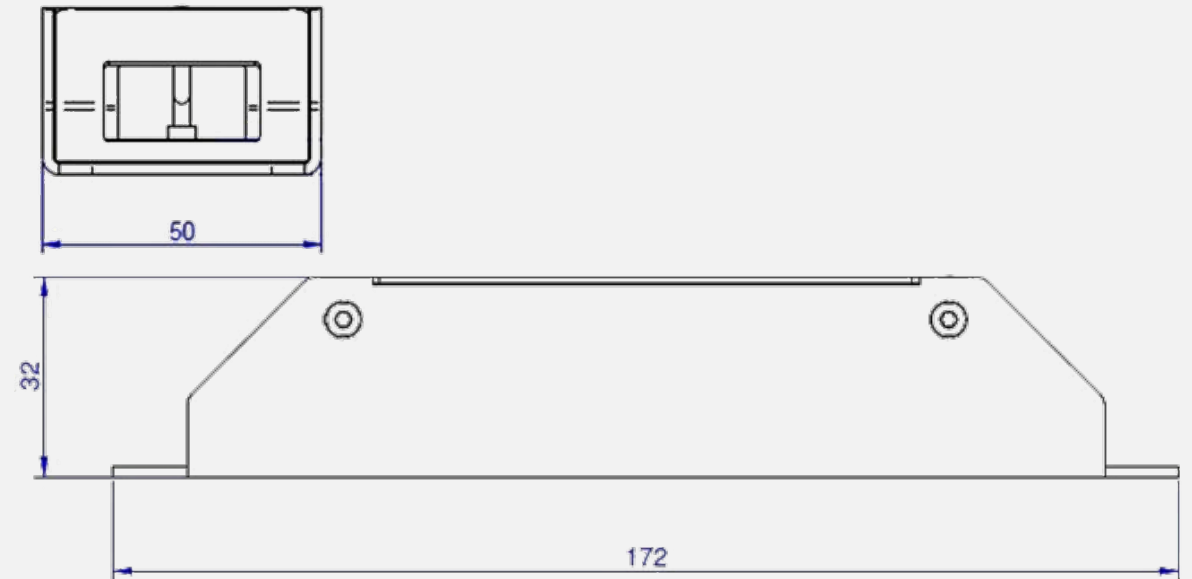


## RCM60 Series Chassis Mount DC-DC Converter



### Specifications

- 20 ms interruption time (EN50155 Class S3)
- Extremely wide ambient temp. range -40° to 70°C
- Dimensions 50 x 32 x 172 mm (1.97 x 1.26 x 6.77 in)
- Compliant to EN50155, EN50121-3-2, EN61373 & AREMA
- Fire & Smoke inspected according EN45545-2 & NFPA 130






## RCM60 Series Chassis Mount DC-DC Converter

### Additional Resources

- Product Page:  
<https://belfuse.com/product-detail/power-solutions-dc-dc-rugged-melcher-cassettes-rcm-series-rcm-60>
- Datasheet:  
<https://belfuse.com/resources/datasheets/powersolutions/ds-bps-rcm60-series.pdf>
- **Video:** Melcher™ RCM Series Chassis Mount Converters  
[https://www.youtube.com/watch?v=IN\\_XcrmUZ7s](https://www.youtube.com/watch?v=IN_XcrmUZ7s)
- **Video:** DC-DC Railway Solutions for Rolling Stock & Trackside Applications:  
[https://www.youtube.com/watch?v=OUxO\\_zn\\_qZs](https://www.youtube.com/watch?v=OUxO_zn_qZs)



**bel** POWER  
SOLUTIONS &  
PROTECTION

---

a bel group

[belfuse.com/power-solutions](https://belfuse.com/power-solutions)



POWER | PROTECT | CONNECT

