

Rotary Frontlock Connector (0.3-mm Pitch, Lower Contact)


XF3H

Rotary Front-lock Mechanism with a Depth of 3.5 mm and Low Profile of 0.9 mm

- Wide molding wall on the rear bottom of the connector allows greater freedom in board design.
- Slider open locking mechanism makes work efficient.
- Gold plated with an applicable FPC thickness of 0.2 mm.
- Halogen Free (See note)

Note: OMRON uses the following standard to determine halogen-free construction: 900 ppm max. for Br, 900 ppm max. for Cl, and 1,500 ppm max. for Br+Cl.

- RoHS Compliant



Ordering Information

Pins	Model	Quantity per reel (unit) (See Note)
13	XF3H-1355-31A	3,000
25	XF3H-2555-31A	
31	XF3H-3155-31A	
35	XF3H-3555-31A	
39	XF3H-3955-31A	
41	XF3H-4155-31A	
45	XF3H-4555-31A	
51	XF3H-5155-31A	
57	XF3H-5755-31A	
61	XF3H-6155-31A	

Note: Please order by integer multiple of the quantity per reel.

Ratings and Specifications

■ Characteristics

Rated current	0.2 A AC/DC
Rated voltage	50 V AC/DC
Contact resistance	80 mΩ max. (at 20 mV max., 100 mA max.)
Insulation resistance	100 MΩ min. (at 250 VDC)
Withstand voltage	250 VAC for 1 min. (leakage current: 1 mA max.)
Insertion tolerance	20 times
Ambient operating temperature	-30 to 85°C (with no icing or condensation)

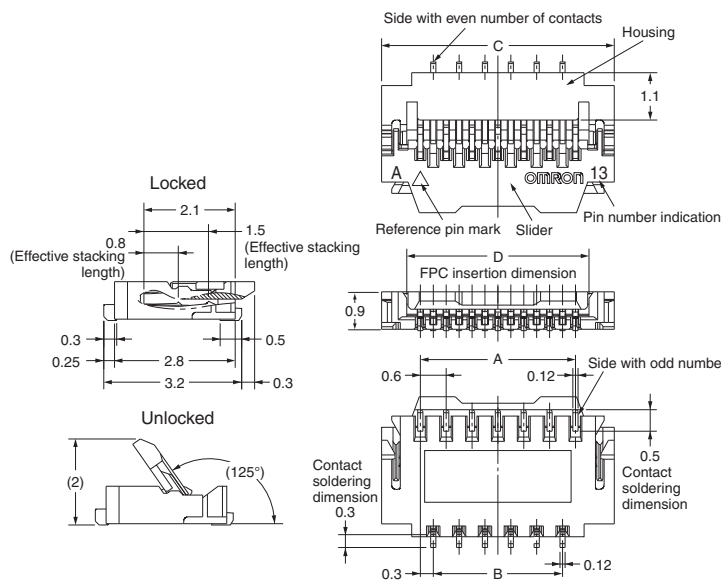
■ Materials and Finish

Housing	LCP resin (UL94V-0)/natural
Slider	LCP resin (UL94V-0)/brown
Contacts	Spring copper alloy/nickel substrate (2 μm), Gold-plated contacts (0.15 μm)

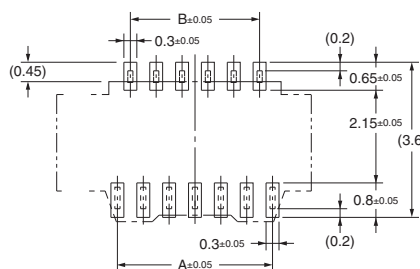
Dimensions

Unit: mm

XF3H-□□55-31A



PCB Mating Dimensions (TOP VIEW)



Applicable FPC Dimensions

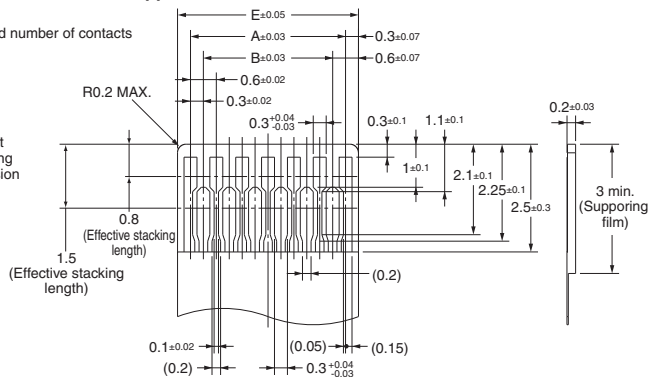



Table of Dimensions

Pins	Model	A	B	C	D	E
13	XF3H-1355-31A	3.6	3.0	5.4	4.23	4.2
25	XF3H-2555-31A	7.2	6.6	9.0	7.83	7.8
31	XF3H-3155-31A	9.0	8.4	10.8	9.63	9.6
35	XF3H-3555-31A	10.2	9.6	12.0	10.83	10.8
39	XF3H-3955-31A	11.4	10.8	13.2	12.03	12.0
41	XF3H-4155-31A	12.0	11.4	13.8	12.63	12.6
45	XF3H-4555-31A	13.2	12.6	15.0	13.83	13.8
51	XF3H-5155-31A	15.0	14.4	16.8	15.63	15.6
57	XF3H-5755-31A	16.8	16.2	18.6	17.43	17.4
61	XF3H-6155-31A	18.0	17.4	19.8	18.63	18.6



All sales are subject to Omron Electronic Components LLC standard terms and conditions of sale, which can be found at http://www.components.omron.com/components/web/webfiles.nsf/sales_terms.html

ALL DIMENSIONS SHOWN ARE IN MILLIMETERS.
To convert millimeters into inches, multiply by 0.03937. To convert grams into ounces, multiply by 0.03527.

OMRON[®]

**OMRON ELECTRONIC
COMPONENTS LLC**

55 E. Commerce Drive, Suite B
Schaumburg, IL 60173

847-882-2288

OMRON ON-LINE

Global - <http://www.omron.com>

USA - <http://www.components.omron.com>

Cat. No. X304-E-1b

05/13

Specifications subject to change without notice

Printed in USA

Mouser Electronics

Authorized Distributor

Click to View Pricing, Inventory, Delivery & Lifecycle Information:

[Omron:](#)

[XF3H-2555-31A](#) [XF3H-3555-31A](#) [XF3H-3955-31A](#) [XF3H-5755-31A](#) [XF3H-6155-31A](#) [XF3H-1355-31A](#) [XF3H-3155-31A](#) [XF3H-4555-31A](#) [XF3H-5155-31A](#)