

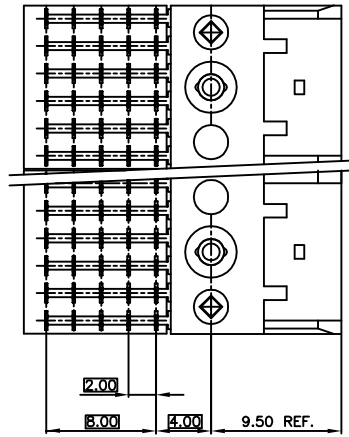
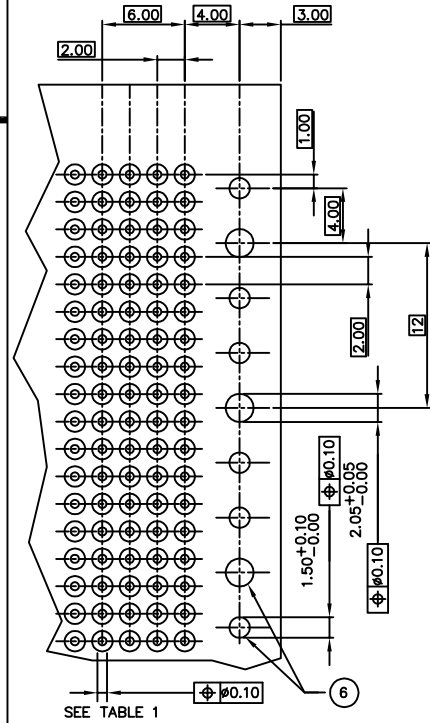
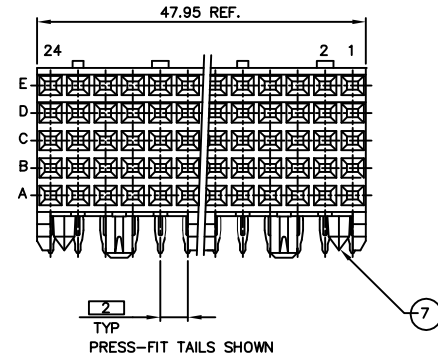
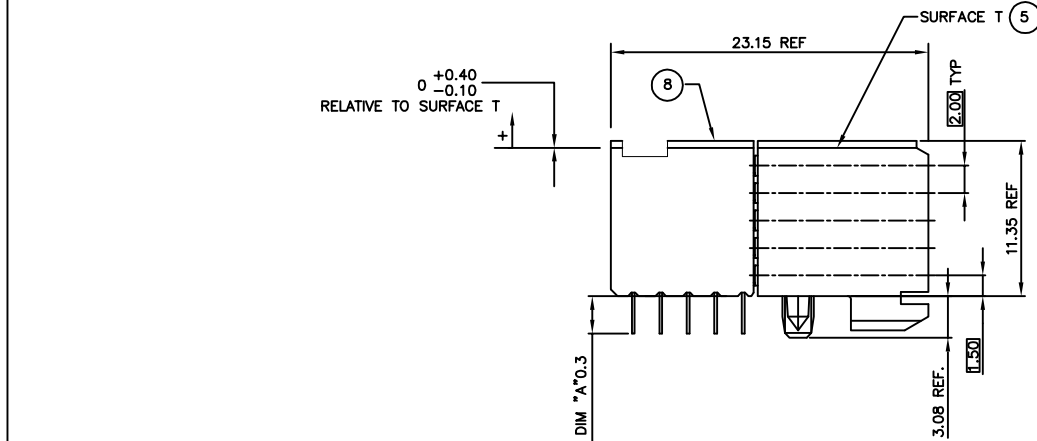
Tous droits strictement réservés. Reproduction ou communication a des tiers interdite sous quelque forme que ce soit sans autorisation écrite du propriétaire. Propriete de c FCI. Droits de reproduction FCI.



All rights strictly reserved. Reproduction or issue to third parties in any form whatever is not permitted without written authority from the proprietor. Property of FCI. Copyright FCI.

PRODUCT NUMBER	PEG TYPE	TAIL TYPE	TAIL LGTH. DIM "A"	PCB THICKNESS	LOADING CONFIGURATION
89094-X02	PRESS	PRESS-FIT	2.90	1.6	FULLY LOADED
89094-X12	PRESS	PRESS-FIT	3.53	2.4	FULLY LOADED
89094-X02LF	PRESS	PRESS-FIT	2.90	1.6	FULLY LOADED
89094-X12LF	PRESS	PRESS-FIT	3.53	2.4	FULLY LOADED

PLATING CONTACT AREA:	
DASH NR:	PERFORMANCE LEVEL
-1YY/1YYLF	TELCORDIA CO
-2YY/2YYLF	CUSTOMER SPECIAL
-3YY/3YYLF	CUSTOMER SPECIAL



- NOTES:
- CONNECTOR MATERIALS:  
HOUSING: LCP, 30% GLASS FILLED, UL 94-V0 COMPLIANT  
TERMINAL: PHOSPHOR BRONZE ALLOY
  - TAIL PLATING:  
PRESS-FIT TYPE: 0.5-1.5 um TIN LEAD
  - PRODUCT SPECIFICATION:  
GS-12-002
  - APPLICATION SPECIFICATIONS:  
BUS-20-061  
GS-20-001  
TA-941
  - PRODUCT MARKING: (PART NUMBER & LOT CODE).
  - INDICATED HOLES ARE UNPLATED.
  - DIAMOND LOCATION PEG ARE ONLY EXISTED ON THE BOTH SIDES OF PRODUCT.
  - TOP SURFACE OF PRESS BLOCK MAY EXTEND UP TO 0.4MM HIGHER THAN HOUSING. THIS MAY AFFECT THE TAIL LENGTH BEFORE APPLICATION TO A BOARD.
  - THESE PRODUCTS WHERE THE PART NUMBER ENDS IN "LF" MEET THE EUROPEAN UNION DIRECTIVES AND OTHER COUNTRY REGULATIONS AS DESCRIBED IN GS-22-008.
- ALL PRODUCTS WILL WITHSTAND EXPOSURE TO 240°C FOR 60 SECONDS IN A CONVECTION, INFAR-RED OR VAPOR PHASE REFLOW OVEN.
10. FOR LEAD FREE PART NUMBERS ADD "LF" SUFFIX. EXAMPLE: 89094-XYLF.

HOLE DIAMETER AFTER PLATING	0.65-0.80
DRILLED HOLE	0.81-0.86 (0.85 DRILL)
COPPER PLATING	0.025 - 0.05
SnPb PLATING	0.005-0.015

mat'l. code		tolerances unless otherwise specified		CUSTOMER COPY		FCI	
NOTE 1				projection		www.fciconnect.com	
ltr	ecn no	dr	date	linear		title	
N	0606-0510	Cenh	12/06/06			B SERIES R/A SIGNAL RECEPT ASSY,	
P	0607-0171	Cenh	05/25/07	angles		5 ROW, 4 MOD, PF	
R	0608-0171	TER	8/18/08			product family METRAL	
S	0609-0068	Cenh	06/06/09	dr	MM	code	213
				engr		size	dwg no
L	0505-0074	LP	4/12/05	chr	1:1	89094	
M	0505-0320	TAB	6/09/05	appd		sheet 1 of 1	
sheet index	revision sheet	S	1				

RECOMMENDED PC BOARD LAYOUT, COMPONENT SIDE.

# Mouser Electronics

Authorized Distributor

Click to View Pricing, Inventory, Delivery & Lifecycle Information:

[FCI:](#)

[89094-902](#)