


**S11F1C-P07MFG0-6500**  
**series\_f, type\_s1**



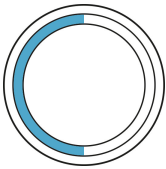
**General information**

<b>Part number</b>	S11F1C-P07MFG0-6500
<b>Termination</b>	solder
<b>Size</b>	1
<b>Locking principle</b>	push
<b>Coding</b>	1_halfshell
<b>Cable Diameter</b>	cable_minj_65
<b>Cable outlet</b>	standard

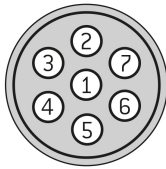


Illustrations may differ from original product.  
 Dimensions, unless otherwise specified, in mm.

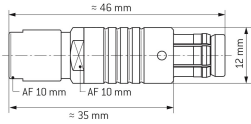
**CODING:** 1



**POSITIONS:** 7 positions



**DIMENSIONS:**



The pin layout corresponds to the view on the termination area

**Contact insert description**

<b>Number of contacts</b>	7
<b>Contact type</b>	pins
<b>Contact diameter</b>	07mm
<b>Insulator material</b>	peek
<b>Wire cross section</b>	22_awg
<b>Termination</b>	solder
<b>Termination diameter</b>	085mm

reverse\_gender\_on\_request

**Technical information**

<b>Max. creepage and air clearance distance</b>	06_mm	08_mm
<b>Nominal current single contact</b>	075_a	iec_60512_5_2
<b>Nominal current insert</b>	4,875 A	vde_0298_4
<b>Test voltage</b>	1_kv_ac	sae_13441

safety\_text

## Mechanical and environmental data

Degree of protection*	ip50
-----------------------	------

Operating temperature	40_120_c
-----------------------	----------

Mating cycles	5000
---------------	------

mated\_unmated

## Material and surface treatments

Housing	m_chrome
---------	----------

Contact	cu_alloy_gold
---------	---------------

safety\_text\_2

ul\_text

illustrative\_text

# Mouser Electronics

Authorized Distributor

Click to View Pricing, Inventory, Delivery & Lifecycle Information:

[ODU:](#)

[S11F1C-P07MFG0-6500](#)