

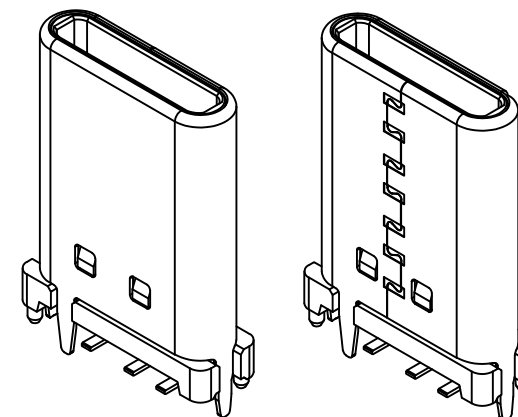
#### Ordering Grid

USB4180 - 03 - 0120 - C [Request Samples and Quotation](#)

Contact Plating  
03 = 3μ" Gold

Shell Stake Length "S"  
0120 = 1.20mm

Packing Options  
C = Tape & Reel with Cap  
(400 per reel)



#### Specifications

##### Material

Insulator: LCP, UL 94V-0, Black  
Contact: Copper Alloy  
Shell: Stainless Steel

##### Plating

##### Contact

Contact Area: 3μ" Au over 50μ" min. Nickel  
Solder Tails: 80μ" min. Sn over 50μ" min. Nickel  
Shell: 30μ" min. Nickel

##### Electrical

Current Rating: 3.00A collectively for VBus pins  
4.25A collectively for GND pins  
1.25A for A5/B5 pin

Voltage Rating: 48V DC

Contact Resistance: 40mΩ max initial.  
50mΩ max after test

Dielectric Withstanding Voltage: 100V AC  
Insulation Resistance 100MΩ min

##### Mechanical & Environmental

Operating Temperature: -25°C to +85°C  
Mating Force: 5N max.  
Unmated Force: 3N max.  
Durability: 10,000 cycles

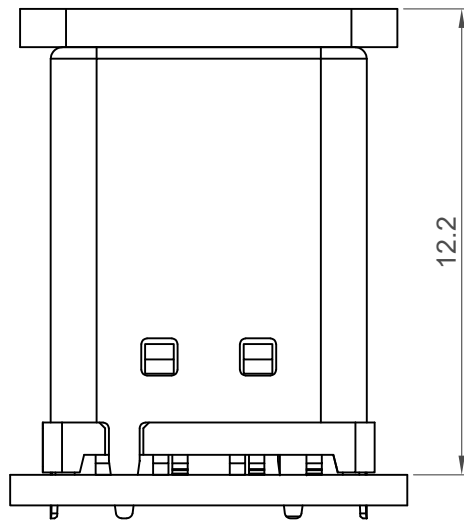
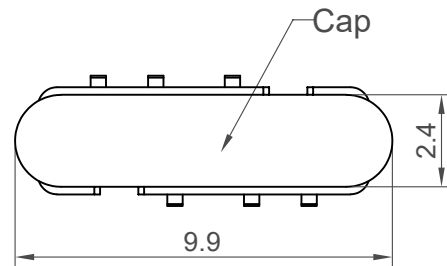
Part Number		Product Description	
USB4180		Type C Plug, Vertical, SMT, For Power Charging Only	
Drawing Date		6 Pin, Without Latches	
24th March 2023			
By	KY	Tolerances (Except as Noted)	Units:
Detail	Drawing Release	Length	Metric (mm)
Revision	A1	Angle	
Date	29/08/24	X.X ± 0.30	
		X.XX ± 0.25	
		X.XXX ± 0.10	



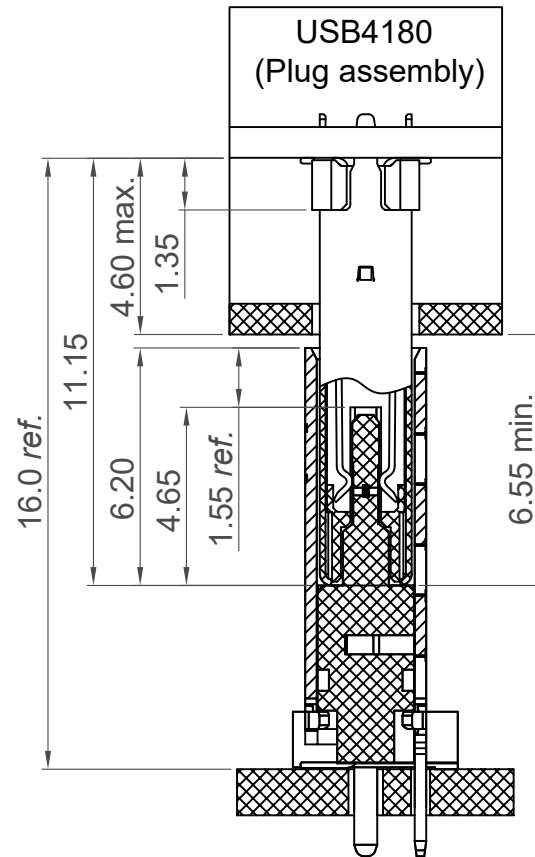
This drawing is confidential and copyright of Global Connector Technology, Ltd (GCT). This drawing must not be copied or disclosed without written consent. E & OE

**GCT**  
www.gct.co

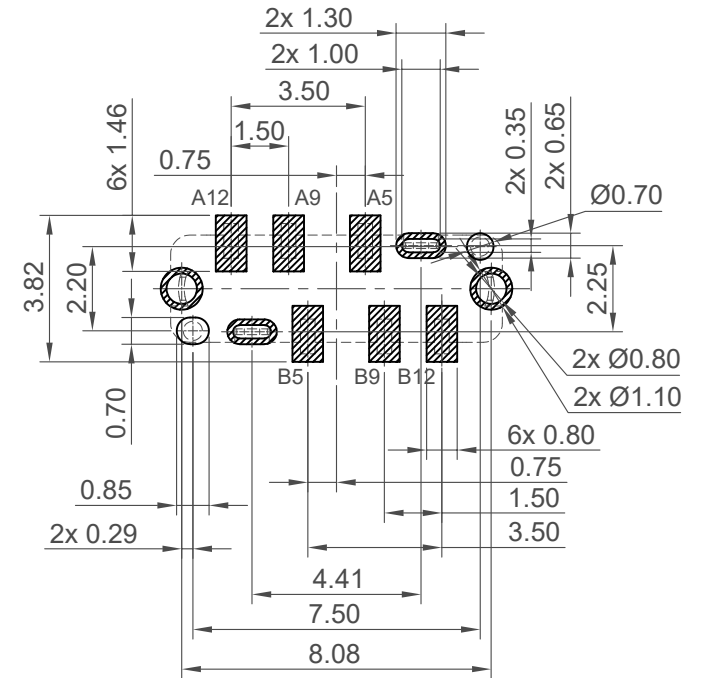
Not to Scale  
Drawn By CC  
Sheet No. 1/3



PCB Mount&Cap Information



USB4175  
(Receptacle assembly)



### Recommended PCB Layout

Thickness  $0.8 \pm 0.10\text{mm}$

Tolerance:  $\pm 0.05\text{mm}$

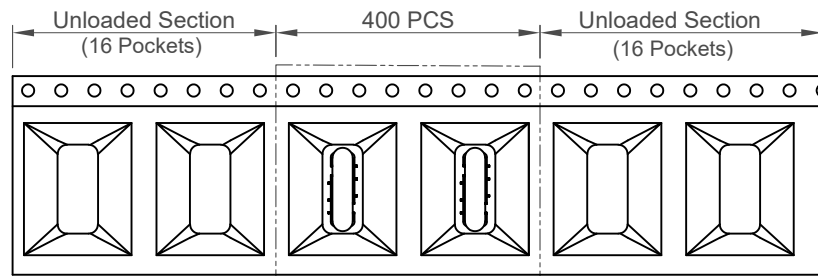
Solder Area Component Outline

Pin	Signal	Mating Sequence
A5	CC1	Second
A9	V <sub>BUS</sub>	First
A12	GND	First
B5	CC2	Second
B9	V <sub>BUS</sub>	First
B12	GND	First
SHELL	GND	

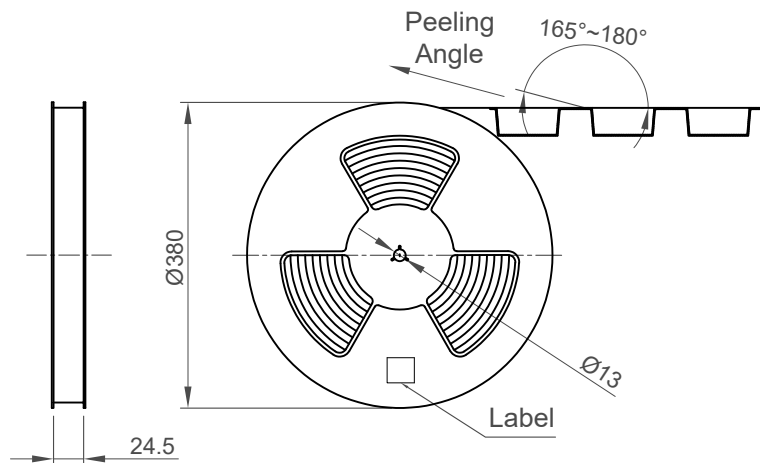
Part Number USB4180		Product Description Type C Plug, Vertical, SMT, For Power Charging Only 6 Pin, Without Latches	
Drawing Date 24th March 2023			
By KY	Tolerances (Except as Noted)	Units: Metric (mm)	 This drawing is confidential and copyright of Global Connector Technology, Ltd (GCT). This drawing must not be copied or disclosed without written consent. E & OE
Detail Drawing Release	Length X.X $\pm$ 0.30 X.XX $\pm$ 0.25 X.XXX $\pm$ 0.10	Angle -	
Revision A1			
Date 29/08/24			

**GCT**  
www.gct.co

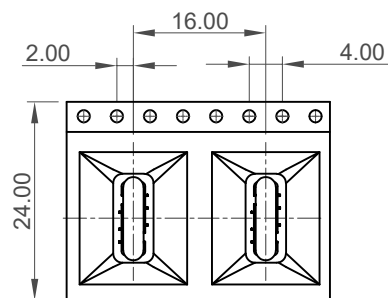
Not to Scale  
Drawn By  
CC  
Sheet No.  
2/3



Direction of Unreeling

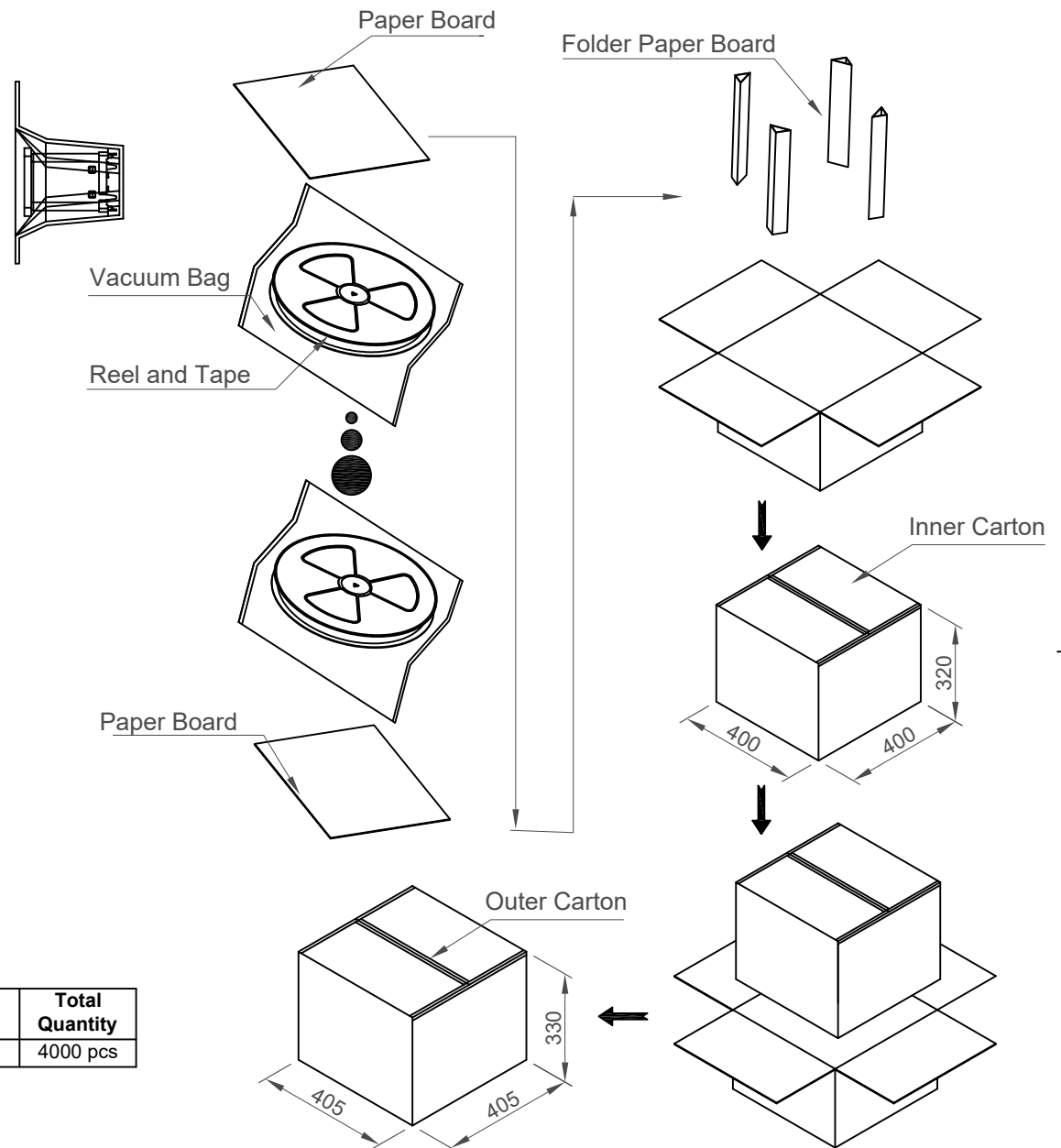


Direction of Unreeling



Detail: E

Pcs / Reel	Reels / Carton	Total Quantity
400	10	4000 pcs



Part Number USB4180		Product Description Type C Plug, Vertical, SMT, For Power Charging Only 6 Pin, Without Latches	
Drawing Date 24th March 2023			
By KY	Drawing Release	Tolerances (Except as Noted) Length X.X $\pm$ 0.30 X.XX $\pm$ 0.25 X.XXX $\pm$ 0.10	Units: Metric (mm)
Detail	A1	-	3rd Angle Projection
Revision	29/08/24		
Date			
		<div> </div>	
		This drawing is confidential and copyright of Global Connector Technology, Ltd (GCT). This drawing must not be copied or disclosed without written consent. E & OE	
Not to Scale		Drawn By CC	Sheet No. 3/3

# Mouser Electronics

Authorized Distributor

Click to View Pricing, Inventory, Delivery & Lifecycle Information:

[GCT:](#)

[USB4180-03-0120-C](#)