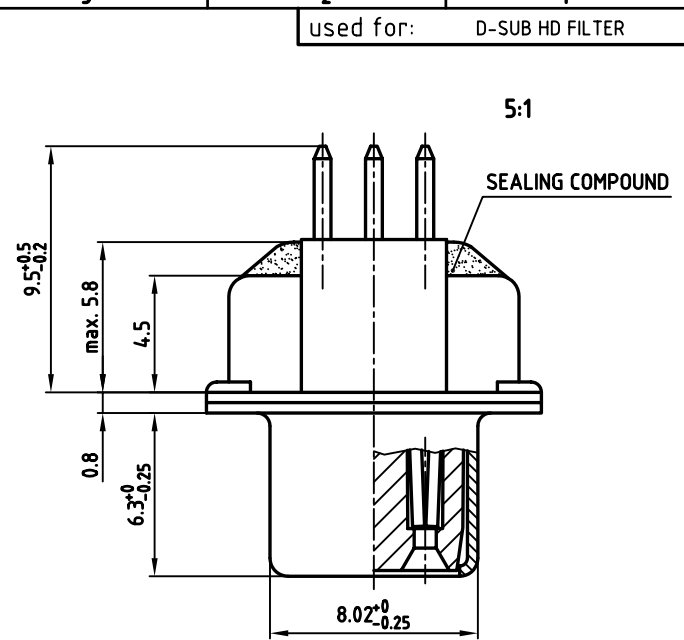
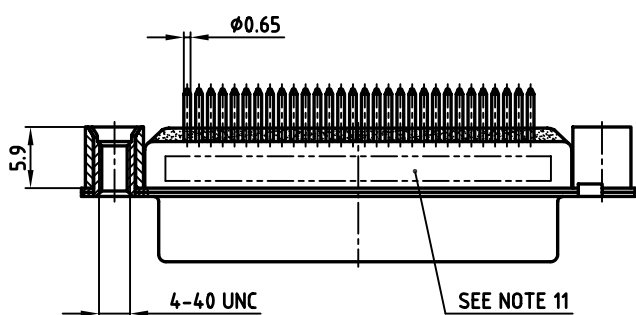
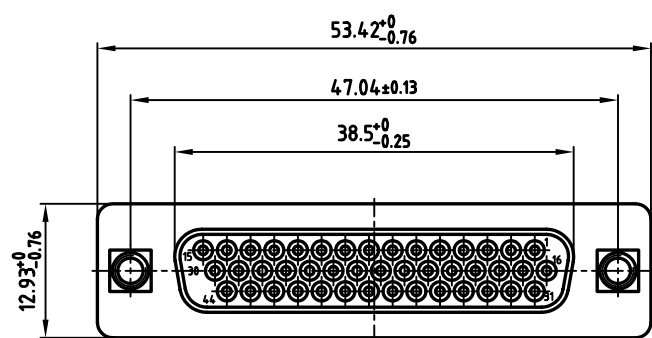


P.C.B. HOLE DRILLINGS



used for: D-SUB HD FILTER

5:1

SEALING COMPOUND

**NOTES:**

1. RoHS COMPLIANT
2. SUITABLE FOR WAVESOLDERING
3. METALSHELLS: STEEL; min. 315µ" TIN over 40-80µ" NICKEL
4. INSULATORS: HIGH TEMPERATURE PLASTIC UL 94 V-0, BLACK
5. CONTACTS: COPPER ALLOY  
PLATING MATING AREA: 8µ" HARD GOLD OVER min. 50µ" NICKEL  
CONTACT TAILS PRETINNED
6. THREADED REAR SPACER: COPPER ALLOY; min. 200µ" TIN over 80µ" NICKEL
7. SLEEVE: COPPER ALLOY; min. 200µ" TIN over 80µ" NICKEL
8. CAPACITANCE: SEE TABLE
9. DIELECTRIC WITHSTANDING VOLTAGE: 300V DC
10. MAXIMUM TORQUE VALUE FOR THREAD: 6 in.LB
11. CONNECTOR IS PART MARKED: PART-NO. CONEC ABC

CAPACITANCE	PART NO.
180pF ±20%	<b>242A27520X</b>
370pF ±20%	<b>242A18240X</b>
830pF ±20%	<b>242A18280X</b>



APPROVAL # FREIGABE # DEBLOCAGE # AUTORIZACION # APPROVAL

CUSTOMER APPROVAL DATE:

---

NAME: TITLE:

---

COMPANY NAME:

APPROVAL # FREIGABE # DEBLOCAGE # AUTORIZACION # APPROVAL

THIS DRAWING MAY NOT BE COPIED OR REPRODUCED IN ANY WAY, AND MAY NOT BE PASSED ON TO A THIRD PARTY, WITHOUT WRITTEN PERMISSION. OWNERSHIP AND COPYRIGHT OF CONEC GmbH DO NOT ALTER CAD DRAWING BY HAND

rev.	description	date	name
1 x b	Ä 2521	09.06.2006	Lehmen
a	Origin		

tolerance	dim. in mm	scale:	2:1 (5:1)
material:		material:	SEE NOTES
title:	<b>D-SUB HD FILTER FEMALE</b> 44pos. SOLDER PIN STRAIGHT with threaded rear spacer		
dwg no:	AutoCAD 2006	DIN-A	3
part no:	<b>24K1A443</b>	sh:	1/1
part no:	<b>SEE TABLE</b>		



# Mouser Electronics

Authorized Distributor

Click to View Pricing, Inventory, Delivery & Lifecycle Information:

[CONEC:](#)

[242A18280X](#)