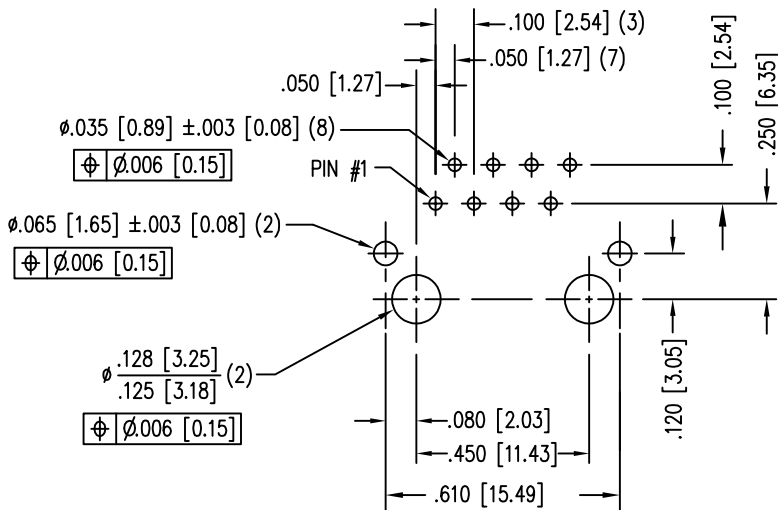
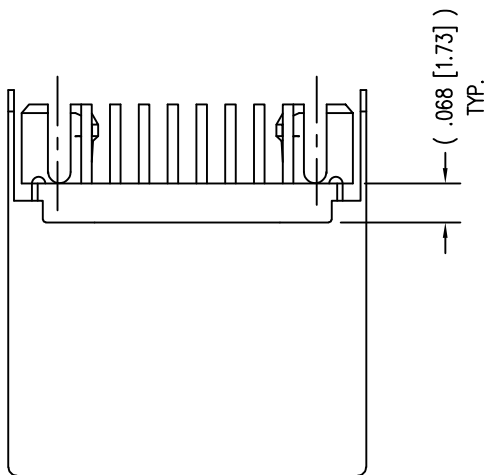
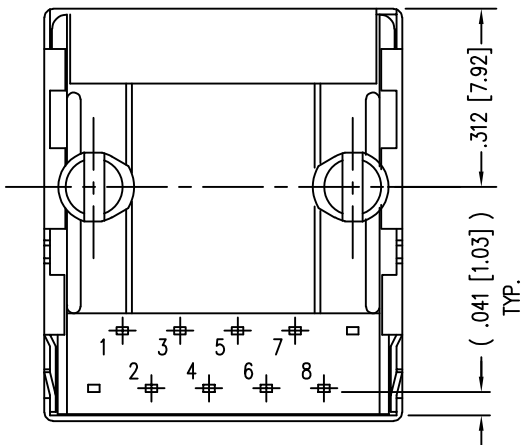
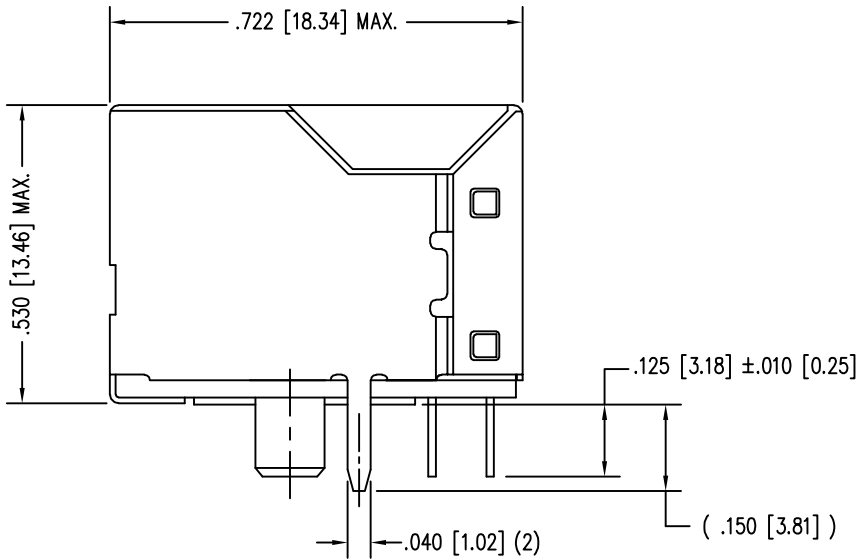
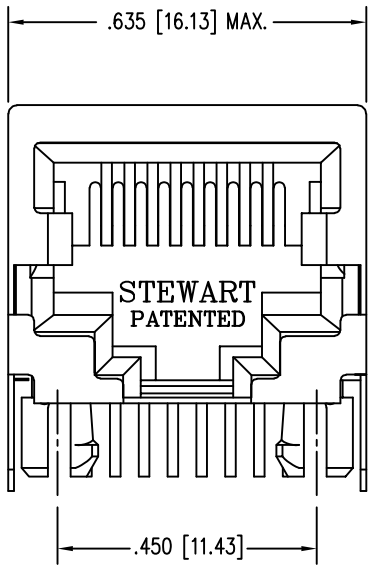


DATE	REV	ECN	APP'D. BY
3-8-16	C9	10591	TRM
8-25-17	C10	11072	TRM
11-1-21	C11	11880	JE
7-14-23	D0	12209	JE

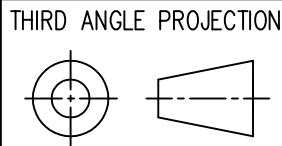


P.C.B. RECOMMENDED HOLE LAYOUT
SEEN FROM COMPONENT SIDE
ALL CENTERLINE DIMENSIONS ARE BASIC.

- NOTES:
- CONNECTOR MATERIALS:
HOUSING: THERMOPLASTIC UL94 V-0
CONTACTS/SHIELD: COPPER ALLOY
SHIELD PLATING: NICKEL OR TIN
CONTACT PLATING: SELECTIVE GOLD IN CONTACT AREA
SEE CHART FOR PART NUMBER
 - DIMENSIONS AND TOLERANCES COMPLY WITH TIA-1096 STANDARD.
 - FOR PRODUCT SPECIFICATION SEE PR022-01

50 MICRO-INCHES [1.27um]	SS-640810S-A-NF-A75
30 MICRO-INCHES [0.76um]	SS-640810S-A-NF-A111
CONTACT PLATING IN MATING AREA	PART NUMBER

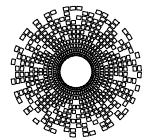
RoHS



DO NOT SCALE DRAWING
DRAWING IS SUBJECT TO
CHANGE WITHOUT NOTICE

DIMENSIONS: INCHES [METRIC]
UNLESS OTHERWISE SPECIFIED
TOLERANCES ARE ±.005 [0.13]
ANGLES ARE ± 1°

SHEET NO. 1 OF 1



stewart
CONNECTOR
a bel group

11118 Susquehanna Trail South
Glen Rock, PA 17327-9199
(717) 235-7512

<http://www.stewartconnector.com>

TITLE: EIGHT POSITION, EIGHT CONTACT, SHIELDED SHORT VERSION JACK
NON-FLANGED

THIS DRAWING AND THE SUBJECT MATTER SHOWN THEREON
ARE CONFIDENTIAL AND THE PROPRIETARY PROPERTY OF
STEWART CONNECTOR AND SHALL NOT BE REPRODUCED,
COPIED, OR USED IN ANY MANNER WITHOUT PRIOR WRITTEN
CONSENT OF STEWART CONNECTOR. ONE OR MORE U.S. PATENTS
MAY APPLY TO THIS PRODUCT. FOR DETAILS, PLEASE
VISIT: [HTTP://BELFUSE.COM/STEWART/STEWART_PATENTS/](http://BELFUSE.COM/STEWART/STEWART_PATENTS/)

DRN BY: SAR

DATE 2-7-03

APPD BY: RGC

DATE 2-25-03

DWG NO. CT640006

REV. D0

Mouser Electronics

Authorized Distributor

Click to View Pricing, Inventory, Delivery & Lifecycle Information:

Bel:

[SS-640810S-A-NF-A111](#) [SS-640810S-A-NF-A75](#)