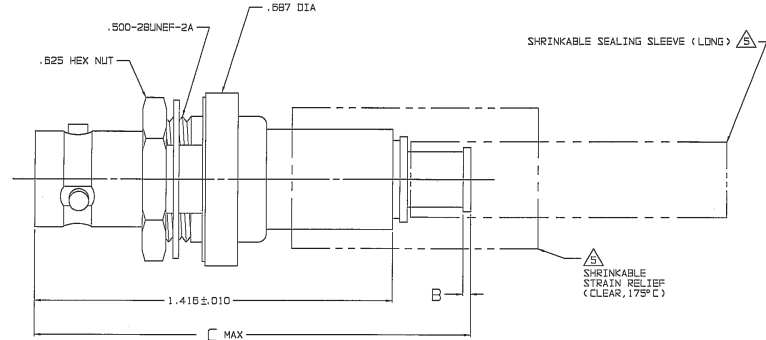
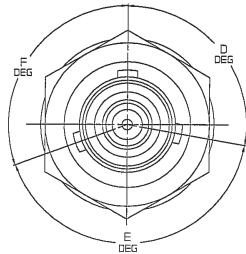


TABLE 1				
DASH NO	CABLES ACCOMMODATED	A HEX	B DIM	C MAX
-201	M17/176-00002	.344	.030	1.80
-202	TWC-78-1			
-203	TWC-124-1A			
-204	10802 RAYCHEM			
-205	1WAC-78-1P2			
-206	782800130 RAYCHEM			
-207	B3310 BELDEN			
-208	202-3027 MICRODOT			
-209	202-3042 MICRODOT			
-210	B451 BELDEN			
-211	202-3034 MICRODOT	.344	.030	1.55
-212	2324E0114 RAYCHEM			
-213	TWC-78-2			
-214	TWC-124-2			
-215	BL982, TIMES			
-216	BL1242, TIMES			
-217	GC875SR1, GRUJMAN			
-218	ED221888 RAYCHEM			
-219	252601114 RAYCHEM			
-220	GC875SR1, GRUJMAN			
-221	10814 RAYCHEM	.344	.030	1.80
-222	10813 RAYCHEM			
-223	HWS2-1148 HUGHES			
-224	TWCP-124-3			
-225	P3605PL PRIME STOCK			
-301	GC875C1, GRUJMAN			
-302	GC875S1, GRUJMAN			
-303	7828A314 RAYCHEM			
-304				
-305	M17/177-00001 THERMATICS			
-306	TRC-50-2	.344	.030	1.80
-307	M17/134-00002			
-308	TRC-75-1			
-309	TRC-75-2			
-309	TRC-50-1			

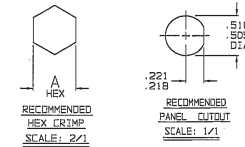
TABLE 2				
POLARIZATION CHART				
KEYING LETTER	D DEGREES	E DEGREES	F DEGREES	
T	100°	150°	110°	
U	120°	130°	110°	
V	115°	130°	115°	
W	125°	110°	125°	
X	130°	100°	130°	
Y	110°	140°	110°	
Z	100°	180°	100°	
S	135°	135°	90°	
NONE	120°	120°	120°	



-202 SHOWN

- △ CHECK WITH CABLE MANUFACTURER FOR OUTGASSING PROPERTIES OF THE SELECTED CABLE
7. ALL MATERIALS MEET THE OUTGASSING REQUIREMENTS OF NASA SPECIFICATION SP-R-0022A AND THE REQUIREMENTS OF TEI'S SPECIFICATION TT-08
6. EXAMPLE OF COMPLETE MODEL NO.
- 5-0027 T -202
- BASIC MODEL NO. SPACE RATED
- POLARIZATION LETTER NONE REQD FOR STD POLARIZATION (SEE TABLE 2)

- △ 1 SHRINKABLE STRAIN RELIEF AND/OR SHRINKABLE SEALING SLEEVE SUPPLIED LOOSE AS FOLLOWS:
- a. CABLE GROUPS -201 THROUGH -210, -217 THROUGH -223, -301, -303, -305, -307 & -309
- 1 SHRINKABLE STRAIN RELIEF (1.00 LONG)
- 1 SHRINKABLE SEALING SLEEVE (1.25 LONG)
- b. CABLE GROUPS -211 THROUGH -216 AND -306 & -308
- 1 SHRINKABLE STRAIN RELIEF (1.75 LONG)
4. MAX PANEL THK .109
3. 3-LUG CONCENTRIC TWINAX/TRIAX TRB, FULL CRIMP CABLE RECEPTACLE SPACE RATED
2. FINISH: TFS-1A (NICKEL)
1. ALL DIMENSIONS ARE IN INCHES



INTERPRET DRAWING FOR MIL-STD-100 DIMENSIONS ARE IN INCHES AND INCLUDE FRACTION DECIMALS UNLESS OTHERWISE SPECIFIED		TOL: UNLESS SPECIFIED .XX ± .01 .XXX ± .003 .XXXX ± .0010 ANGLES ± 0° 30'	
DRAWN HJM	DATE 7-30-04	MATERIAL:	TITLE: BJ79C SPACE RATED
CHECKED TJA	DATE 8-2-04	FINISH:	SIZE B 14949
DESIGNED WBS	DATE 8/3/04	DRAWING NO. 5-0027	REV. B
MANUFACTURED WBS	DATE 8/3/04	SCALE 4/1	DATE 5-24-04
APPROVED WBS	DATE 5-0027B	SHEET 1 OF 1	



Mouser Electronics

Authorized Distributor

Click to View Pricing, Inventory, Delivery & Lifecycle Information:

[Cinch Connectivity Solutions:](#)

[5-0027-201](#)