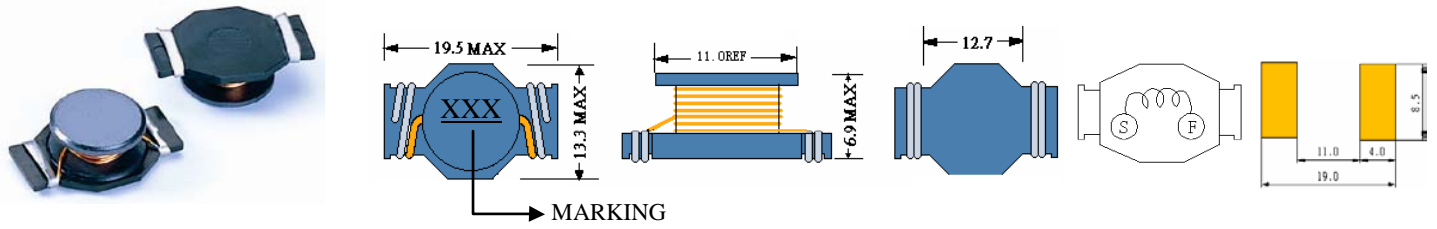


# SC4020FH

## SMD POWER INDUCTORS



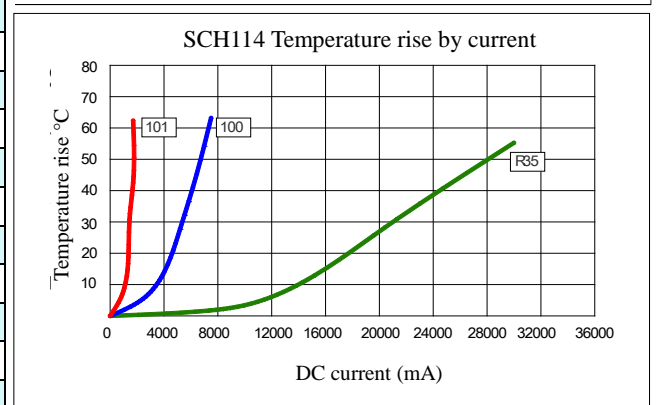
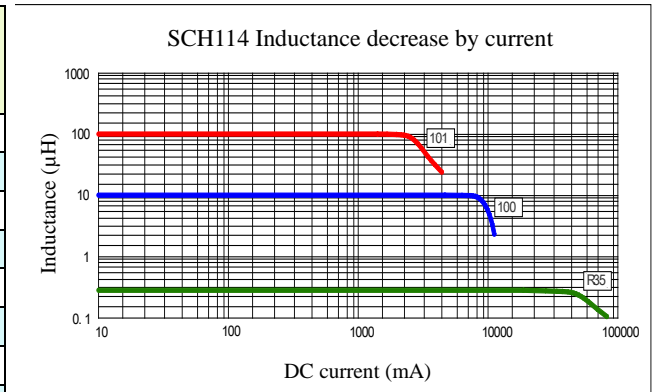
### • Features

1. Open frame construction
2. Excellent Power Density
3. Engineered to Provide High Efficiency

## ELECTRICAL CHARACTERISTICS



Part Number	Inductance (uH) (1)	Test Frequency	DC Resistance ( $\Omega$ MAX) (2)	Saturation Current (3) (A)	Temperature Current (4) (A)
SC4020FH-R35	0.35	100KHZ	2.5m	25.1	20.0
SC4020FH-1R0	1.0	100KHZ	4.3m	15.3	15.0
SC4020FH-1R5	1.5	100KHZ	5.9m	12.0	13.5
SC4020FH-2R2	2.2	100KHZ	7.5m	10.2	11.0
SC4020FH-2R8	2.8	100KHZ	10m	9.3	9.60
SC4020FH-4R7	4.7	100KHZ	15m	7.7	7.70
SC4020FH-6R8	6.8	100KHZ	22m	6.2	6.20
SC4020FH-100	10	100KHZ	27m	5.2	5.20
SC4020FH-150	15	100KHZ	45m	4.3	4.10
SC4020FH-220	22	100KHZ	63m	3.7	3.50
SC4020FH-330	33	100KHZ	102m	3.0	2.80
SC4020FH-470	47	100KHZ	132m	2.4	2.10
SC4020FH-680	68	100KHZ	185m	2.0	1.90
SC4020FH-101	100	100KHZ	265m	1.8	1.45



- (1). Inductance tolerance for 0.35uH~2.8uH:  $\pm 30\%$ , for 4.7uH~100uH:  $\pm 20\%$ . Tested at 0.25V, 0ADC and 25°C.
- (2). DCR measured at 25°C.
- (3). The DC current at which the inductance decreases by 10% from its initial value.
- (4). The DC current that results in a 40°C temperature rise from 25°C ambient.

[Click here for QUANTITY PER REEL & PACKING INFORMATION](#)

**Custom versions available upon request.**

# Mouser Electronics

Authorized Distributor

Click to View Pricing, Inventory, Delivery & Lifecycle Information:

[Bel:](#)

[SC4020FH-1R0](#) [SC4020FH-1R5](#) [SC4020FH-220](#) [SC4020FH-470](#) [SC4020FH-2R2](#) [SC4020FH-6R8](#) [SC4020FH-R35](#) [SC4020FH-101](#) [SC4020FH-330](#) [SC4020FH-2R8](#) [SC4020FH-150](#) [SC4020FH-100](#) [SC4020FH-4R7](#) [SC4020FH-680](#)