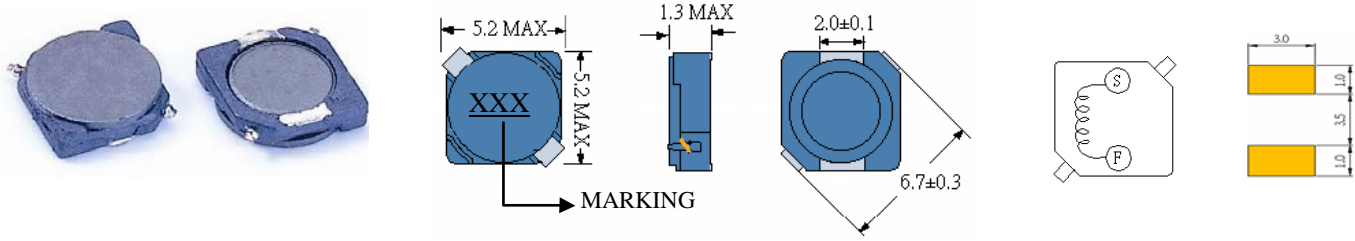


SC511MF

SMD POWER INDUCTORS



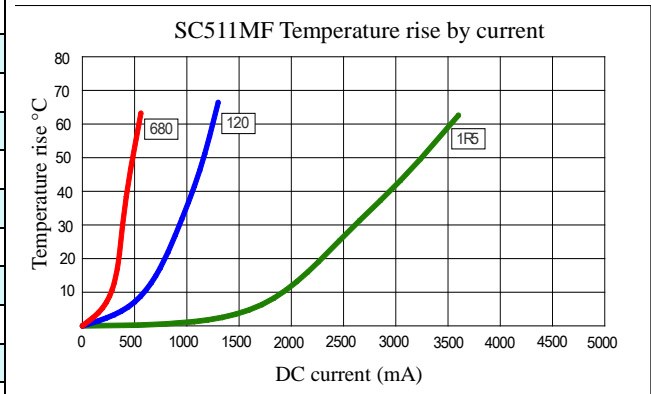
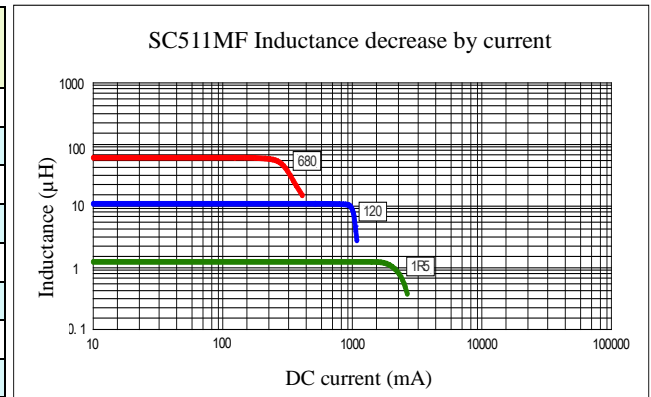
• Features

1. Magnetically shielded construction – Low EMI
2. Excellent Power Density
3. Engineered to Provide High Efficiency



ELECTRICAL CHARACTERISTICS

Part Number	Inductance (uH) (1)	Test Frequency	DC Resistance (Ω MAX) (2)	Saturation Current (A) (3)	Temperature Current (A) (4)
SC511MF-1R5	1.5	100KHZ	70m	1.60	2.50
SC511MF-2R2	2.2	100KHZ	112m	1.38	2.20
SC511MF-3R3	3.3	100KHZ	120m	1.09	1.80
SC511MF-4R7	4.7	100KHZ	140m	0.90	1.51
SC511MF-5R6	5.6	100KHZ	145m	0.83	1.25
SC511MF-6R8	6.8	100KHZ	175m	0.71	1.15
SC511MF-8R6	8.6	100KHZ	215m	0.63	1.00
SC511MF-100	10	100KHZ	238m	0.59	0.96
SC511MF-120	12	100KHZ	300m	0.56	0.92
SC511MF-150	15	100KHZ	340m	0.50	0.86
SC511MF-180	18	100KHZ	420m	0.42	0.80
SC511MF-220	22	100KHZ	475m	0.40	0.76
SC511MF-270	27	100KHZ	560m	0.32	0.70
SC511MF-330	33	100KHZ	816m	0.30	0.58
SC511MF-390	39	100KHZ	915m	0.25	0.52
SC511MF-470	47	100KHZ	1.16	0.20	0.46
SC511MF-560	56	100KHZ	1.32	0.18	0.42
SC511MF-680	68	100KHZ	1.64	0.15	0.37



- (1). Inductance tolerance $\pm 20\%$ tested at 0.25V, 0ADC and 25°C.
- (2). DCR measured at 25°C.
- (3). The DC current at which the inductance decreases by 10% from its initial value.
- (4). The DC current that results in a 40°C temperature rise from 25°C ambient.

[Click here for QUANTITY PER REEL & PACKING INFORMATION](#)

Custom versions available upon request.

Mouser Electronics

Authorized Distributor

Click to View Pricing, Inventory, Delivery & Lifecycle Information:

[Bel:](#)

[SC511MF-470](#) [SC511MF-3R3](#) [SC511MF-8R6](#) [SC511MF-180](#) [SC511MF-150](#) [SC511MF-2R2](#) [SC511MF-220](#)
[SC511MF-5R6](#) [SC511MF-270](#) [SC511MF-1R5](#) [SC511MF-120](#) [SC511MF-330](#) [SC511MF-4R7](#) [SC511MF-560](#)
[SC511MF-6R8](#) [SC511MF-680](#) [SC511MF-390](#) [SC511MF-100](#)