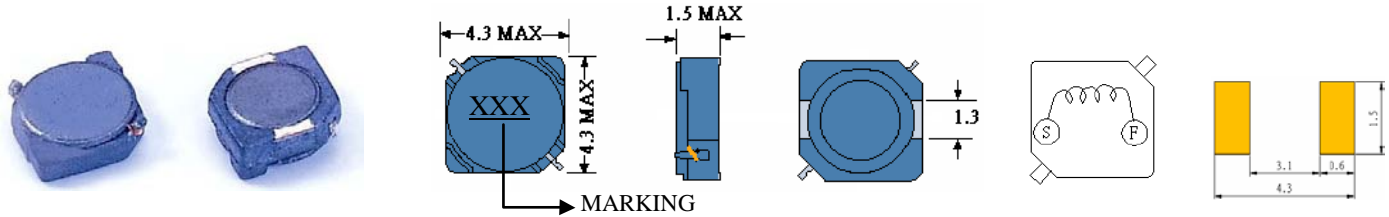


SC414MF

SMD POWER INDUCTORS



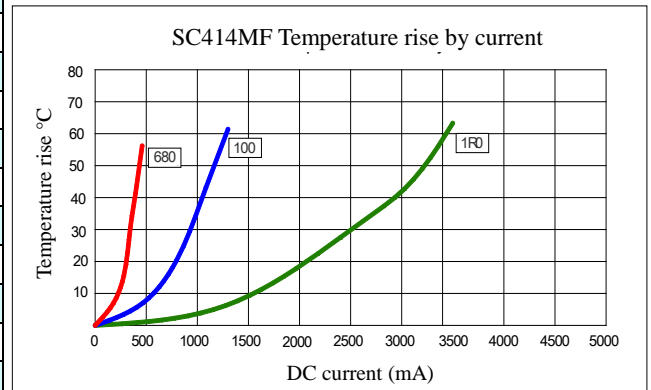
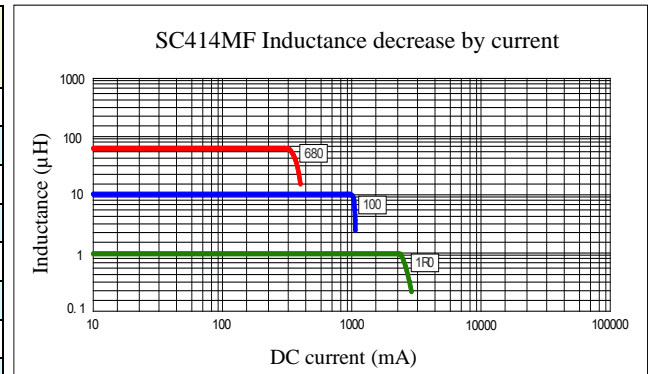
• Features

1. Magnetically shielded construction – Low EMI
2. Excellent Power Density
3. Engineered to Provide High Efficiency

CHARACTERISTICS



Part Number	Inductance (uH) (1)	Test Frequency	DC Resistance (Ω MAX) (2)	Saturation Current ⁽³⁾ (A)	Temperature Current ⁽⁴⁾ (A)
SC414MF-1R0	1.0	100KHZ	63m	2.80	2.65
SC414MF-1R5	1.5	100KHZ	106m	2.30	2.10
SC414MF-2R2	2.2	100KHZ	124m	1.90	1.78
SC414MF-3R3	3.3	100KHZ	137m	1.40	1.55
SC414MF-4R7	4.7	100KHZ	154m	1.20	1.40
SC414MF-5R6	5.6	100KHZ	188m	1.10	1.30
SC414MF-6R8	6.8	100KHZ	220m	1.00	1.20
SC414MF-8R6	8.6	100KHZ	258m	0.95	1.00
SC414MF-100	10	100KHZ	307m	0.90	0.90
SC414MF-120	12	100KHZ	367m	0.81	0.82
SC414MF-150	15	100KHZ	425m	0.72	0.74
SC414MF-180	18	100KHZ	497m	0.65	0.68
SC414MF-220	22	100KHZ	569m	0.60	0.66
SC414MF-270	27	100KHZ	792m	0.48	0.62
SC414MF-330	33	100KHZ	905m	0.44	0.52
SC414MF-390	39	100KHZ	1.19	0.43	0.44
SC414MF-470	47	100KHZ	1.32	0.41	0.40
SC414MF-560	56	100KHZ	1.48	0.38	0.38
SC414MF-680	68	100KHZ	1.85	0.36	0.35



(1). Inductance tolerance for 1.0uH: ±30%, for 1.5uH~68uH: ±20%. Tested at 0.25V, 0ADC and 25°C

(2). DCR measured at 25°C.

(3). The DC current at which the inductance decreases by 10% from its initial value.

(4). The DC current that results in a 40°C temperature rise from 25°C ambient.

[Click here for QUANTITY PER REEL & PACKING INFORMATION](#)

Custom versions available upon request.

Mouser Electronics

Authorized Distributor

Click to View Pricing, Inventory, Delivery & Lifecycle Information:

[Bel:](#)

[SC414MF-1R5](#) [SC414MF-5R6](#) [SC414MF-3R3](#) [SC414MF-8R6](#) [SC414MF-2R2](#) [SC414MF-270](#) [SC414MF-560](#)
[SC414MF-180](#) [SC414MF-390](#) [SC414MF-220](#) [SC414MF-100](#) [SC414MF-6R8](#) [SC414MF-470](#) [SC414MF-150](#)
[SC414MF-330](#) [SC414MF-1R0](#) [SC414MF-4R7](#) [SC414MF-120](#) [SC414MF-680](#)