

# Actuator

31-  
481.036



<https://eao.com/p/31-481.036>

Your product:

---



## 31-481.036 Actuator

### FRONT

<b>Front dimension:</b>	18 mm x 18 mm
<b>Front form:</b>	square
<b>Front bezel colour:</b>	Black
<b>Front bezel material:</b>	Plastic

### MOUNTING

<b>Design:</b>	raised
<b>Mounting cut-out:</b>	Ø 16 mm
<b>Mounting type:</b>	Panel mounting

### OPERATING-/INDICATION PART

<b>Lens illumination:</b>	illuminative
---------------------------	--------------

### ELECTRICAL CHARACTERISTICS

<b>Contacts:</b>	2 NO
<b>Switching voltage and switching current:</b>	100 mA at 42 VAC/VDC
<b>Switching rating:</b>	42 V @ 0,1 A
<b>Electric strength:</b>	2500 VAC, 50 Hz, 1 minute, as per IEC 60512-2-11 between all terminals and earth
<b>Protection class:</b>	II
<b>Standards:</b>	According to EN/IEC 61058-1

## MECHANICAL CHARACTERISTIC

<b>Terminal:</b>	Universal terminal, 2 x 0.5 mm
<b>Contact material:</b>	Gold
<b>Switching action:</b>	Maintained
<b>Switching system:</b>	Low-level element
<b>Switching system:</b>	<p>This low-level switching element was designed for switching low powers in electronic circuits. The mechanism assures reliable switching of loads ranging from a few <math>\mu\text{A}/\mu\text{V}</math> up to 100 mA/ 42 VAC/DC.</p> <p>Single-break momentary contact, as normally open or normally closed with 4 independent points of contact. 2 momentary contacts per switching element; combination of normally open and normally closed is possible.</p> <p>Special features are the long life, extremely short rebound time and stable contact resistance.</p>
<b>Mechanical lifetime:</b>	1 Mio. cycles of operation
<b>Operating force:</b>	3 N ... 3.5 N
<b>Operating Travel:</b>	ca. 3 mm
<b>Tightening torque:</b>	Fixing nut max. 0.5 Nm
<b>Wire cross section:</b>	Max. wire diameter 2 wires à 0.8 mm Max. wire cross-section of stranded cable 1 x 0.75 mm <sup>2</sup>
<b>Weight:</b>	0.007 kg

## AMBIENT CONDITION

<b>IP Protection:</b>	IP40 front side, IP67 with front protective cap
<b>Operating temperature:</b>	- 25 °C ... + 55 °C, mounted as a block, make sure the heat can escape freely
<b>Storage temperature:</b>	- 40 °C ... + 85 °C
<b>Shock resistance:</b>	15 g for 11 ms, as per IEC 60512-4-3, IEC 60068-2-27 (Single impacts, semi-sinusoidal)
<b>Vibration resistance:</b>	10 g at 10 Hz...2000 Hz, amplitude 1.5 mm (Sinusoidal), according to DIN EN 60512-4-4, DIN EN 60068-2-6
<b>Climate resistance:</b>	Standard condition according to IEC 60068-2-3 Changing condition according to IEC 60068-2-14

## CERTIFICATE

<b>Conformities:</b>	CE, UKCA, 2011 / 65 / EC (RoHS), 2014 / 35 / EU (LVD)
<b>REACH:</b>	REACH compliant
<b>RoHS:</b>	RoHS compliant

**OTHER**

**Short Description:**

Actuator, Ø 16 mm, 18 mm x 18 mm, illuminative, square, Black, Plastic, 2 NO, Maintained, Universal terminal, 2 x 0.5 mm

**Internal size:**

15,3 mm x 15,3 mm

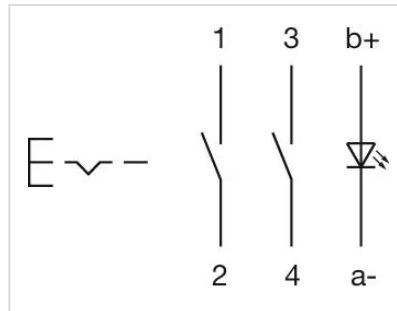
**Housing colour:**

Black

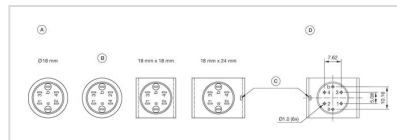
**max. number of switching elements:**

1

**Wiring diagrams:**

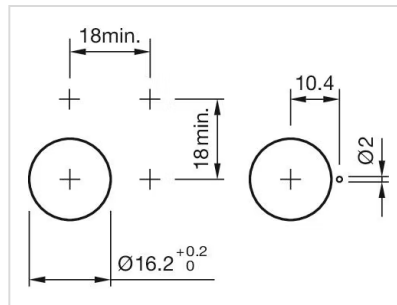


**Component layouts:**

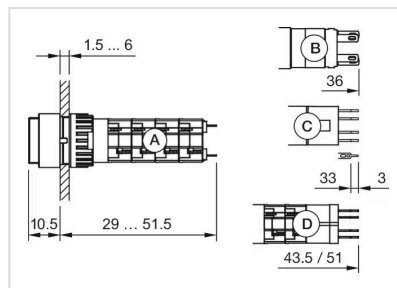


A = Terminals (rear side)  
 B = Diode block  
 C = Anti twist device only 18 mm x 24 mm  
 D = Drilling plan (component side)

**Mounting cut-outs:**













**Dimension drawings:**



A = Solder terminal  
 B = Plug-in terminal 2.8 mm x 0.5 mm  
 C = Universal terminal 2.0 mm x 0.5 mm  
 D = Universal-Solder terminal

## Where to Buy

	Distributor	Quantity in Stock	
	Digi-Key	14 in stock	<a href="#">Buy</a> 
	RS UK	4 in stock	<a href="#">Buy</a> 
	Farnell element14 UK	3 in stock	<a href="#">Buy</a> 
	element14 Singapore	3 in stock	<a href="#">Buy</a> 
	Mouser Electronics	0 in stock	<a href="#">Buy</a> 

[Show more](#) 

Powered by oemsecrets.com

# Mouser Electronics

Authorized Distributor

Click to View Pricing, Inventory, Delivery & Lifecycle Information:

[EAO:](#)

[31-481.036](#)