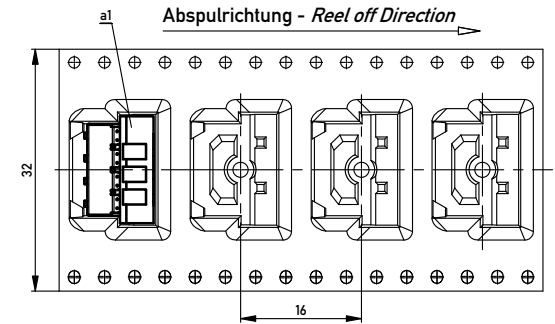
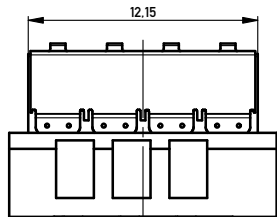
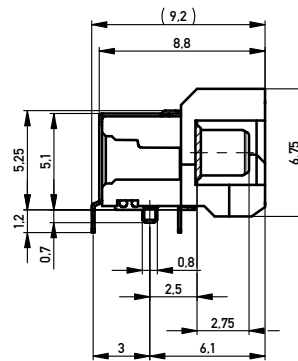
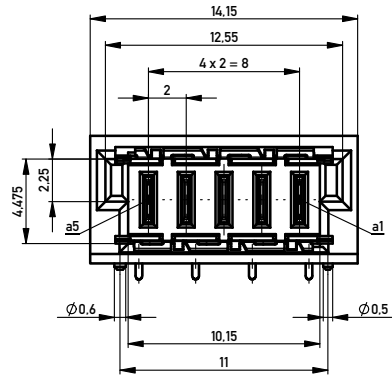
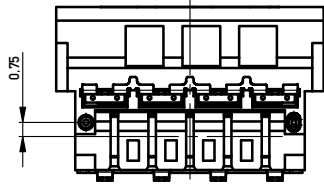
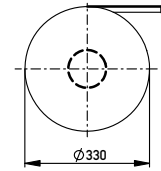
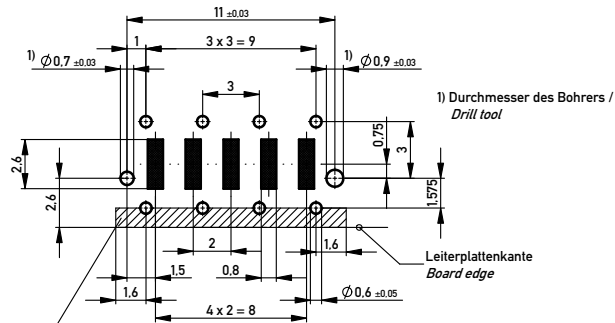


Verpackt im Gurt in Anlehnung an DIN IEC 60286-3
 Tape on Reel Packaging according to DIN IEC 60286-3
 Verpackungseinheit: 400 Stück
 Packaging unit: 400 pcs



Leiterplatten-Layout Vorschlag / PCB-layout proposal



1) Durchmesser des Bohrers / Drill tool

Schirmblechauffläche berücksichtigen.
 keine Durchkontaktierungen oder Leitungen möglich!
 Consider shielding contact area, no vias or traces possible!

Anforderungsstufe 1
 Performance Level 1

Kontaktbereich vergoldet
 Mating Area gold plating

Anschlussbereich verzinkt 4-6 µm
 Terminal Area 4-6 µm tin plating

Koplanarität der Anschlüsse ≤ 0,1 mm
 Coplanarity Area of Termination ≤ 0.1 mm

BlindMate SMD/THR

Information:	Tolerances		Scale: 5:1
All rights reserved. Only for information. To ensure that this is the latest version of this drawing, please contact one of the ERNI companies before using.	Subject to modification without prior notice. Drawing will not be updated.	Designation	MSpeed Messerl. 90° PM
			MSpeed male 90° PM
d	24.05.2015	ERNI www.ERNI.com	364704
Index	Date		Class

Copyright by ERNI Production GmbH & Co. KG
 Proprietary notice pursuant to ISO 16949 to be observed

Mouser Electronics

Authorized Distributor

Click to View Pricing, Inventory, Delivery & Lifecycle Information:

[ERNI Electronics:](#)

[364704](#)