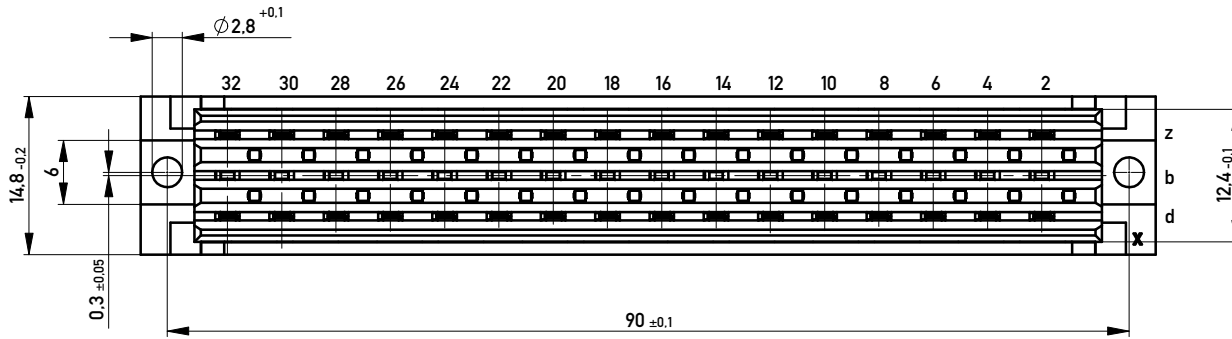
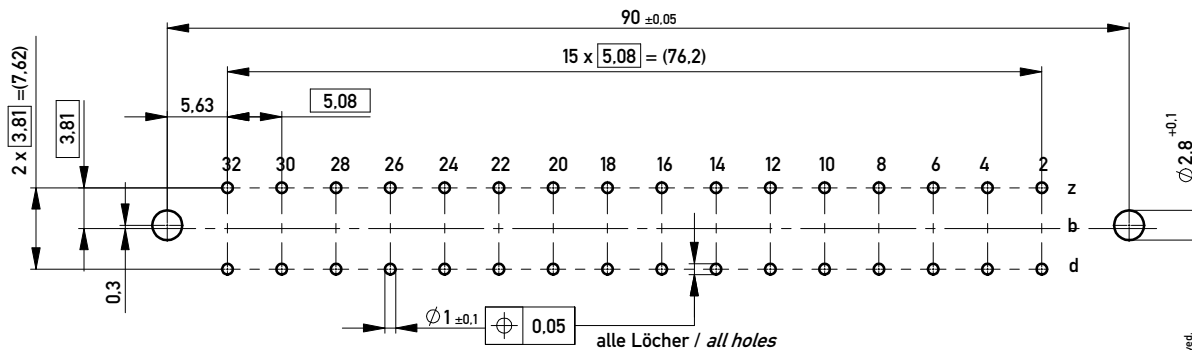


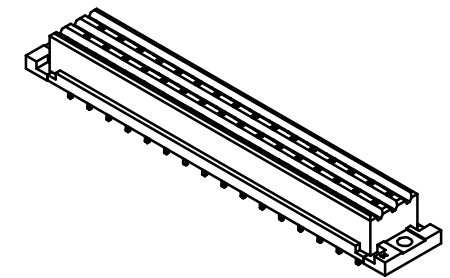
Lötanschluss 0,6 x 0,6 / solder terminal 0,6 x 0,6  
 Anforderungsstufe 2 = 400 Steckzyklen / performance class 2 = 400 mating cycles  
 Bauart 7 / type 7



Leiterplatten-Layout Vorschlag  
 PCB-Layout Proposal



alle Löcher / all holes



Information: <b>Reihe d, z bestückt</b> <i>row d, z assembled</i>	Tolerances All Dimensions in mm	Scale 2:1
		Designation <b>Federleiste F32 flach Löt</b> <i>Fem.Connector F32 flat Solder</i>
All rights reserved. Only for Information. To ensure that this is the latest version of this drawing, please contact one of the ERNI companies before using.	Subject to modification without prior notice. Drawing will not be updated.	<b>354742</b>
a Index	07.08.2013 Date	www.ERNI.com Class STVF
		I <b>A3</b>

Fehlende Masse und Angaben nach DIN EN 60603-2 / Missing information and dimensions according to DIN EN 60603-2  
 Sonstige Angaben siehe Fertigungsunterlagen / Additional indications please see the production documentation

Copyright by ERNI GmbH  
 Proprietary notice pursuant to ISO 16100 to be observed.

# Mouser Electronics

Authorized Distributor

Click to View Pricing, Inventory, Delivery & Lifecycle Information:

[ERNI Electronics:](#)

[354742](#)