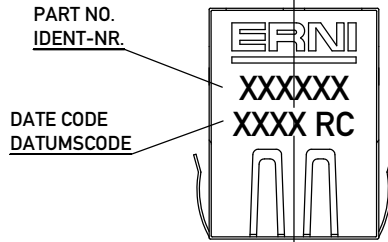
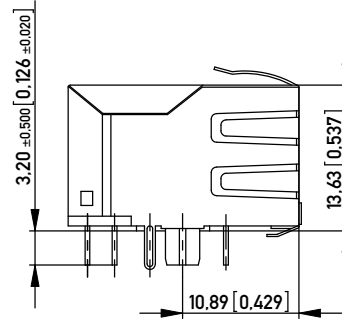
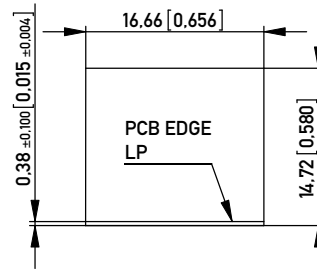
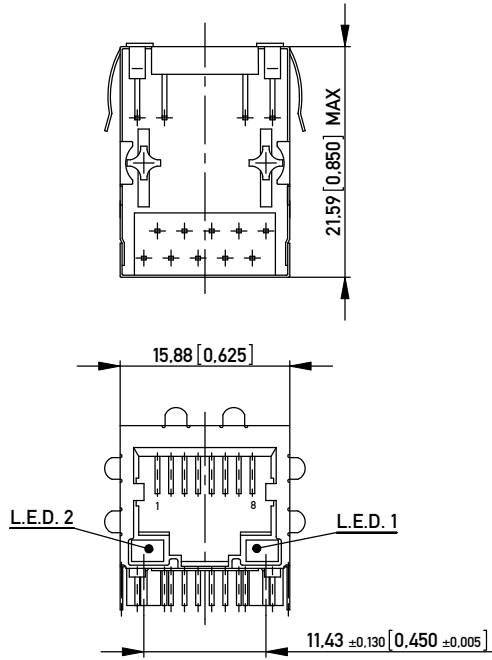


RECOMMENDED PANEL CUTOUT
EMPFOLLENER FRONTPLATTEN AUSSCHNITT



- NOTE 1: SIDE SHIELD TABS IN REAR 3.05mm (R)
NOTE 2: PANEL GROUND FLANGES BOTH SIDES, TOP AND BOTTOM (GF5)
NOTE 3: RoHS COMPLIANT; PRINT "RC" WITH DATE CODE

NO. IDENT. NR.	LED 2 LEFT LED 2 LINKS	LED 1 RIGHT LED 1 RECHTS	LED CODE
203475	YELLOW	GREEN	L1

MATERIALS AND FINISH

HOUSING: GLASS FILLED POLYESTER UL 94 V-0 BLACK
SHIELDING: Cu ALLOY, PLATED WITH Ni
CONTACTS: PHOSPHOR BRONZE
CONTACT FINISH: Au, 0.8 µm (30 µin), OVER Ni
TERMINAL FINISH: Sn MATTE
LED LENS: EPOXY

MECHANICAL CHARACTERISTICS

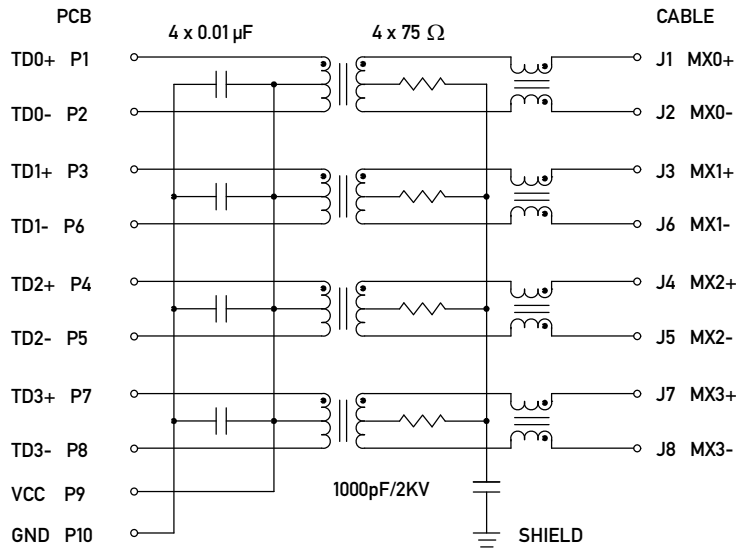
DURABILITY: 1000 MATING CYCLES

ELECTRICAL CHARACTERISTICS

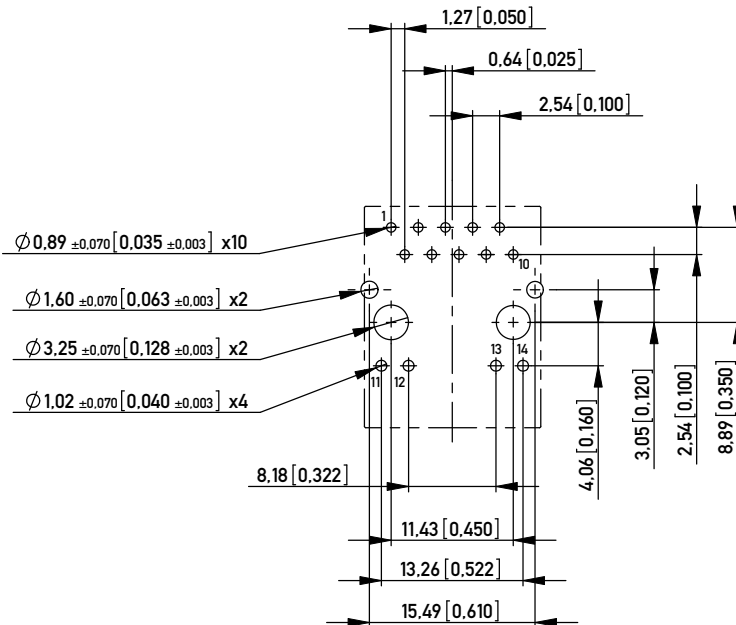
CONTACT RESISTANCE: 30 MILLIOHMS MAX
OPERATING TEMPERATURE: -40°C TO +85°C

Copyright by ERNI GmbH Proprietary notice pursuant to ISO 16016 to be observed.	Information: SCHEMATIC NUMBER: H5B02	Tolerances		Scale 2:1	
	All rights reserved. Only for Information. To insure that this is the latest version of this drawing, please contact one of the ERNI companies before using.	Subject to modification without prior notice. Drawing will not be updated.	All Dimensions in mm [in]		Designation MOD JACK - MJIM 8C10T, 1x1, INT. MAG., LED ALIGNED
			www.ERNI.com	203476	I (1/2) A3
-	17.11.2006			Class MJIM	
Index	Date				

ELECTRICAL SCHEMATICS 1000 BASE T - H5B02
ELEKTRISCHER SCHALTPLAN



RECOMMENDED PCB LAYOUT (COMPONENT SIDE VIEW)
EMPFOHLENES LEITERPLATTEN-LAYOUT (BESTUECKUNGSSEITE)
TOL ±0.05 [0.002] UNLESS NOTED



LED SPECIFICATIONS
LED ANWEISUNG

MAGNETICS SPECIFICATIONS @ 25°C

Turns Ratio:	1CT:1CT ±3%
OCL(100 KHz, 0.1 V, 8 mA)	350 µH MIN
Insertion Loss:	
1-100 MHz	-1.1 dB MAX
Return Loss:	
1-40 MHz	-18 dB MIN
60 MHz	-14 dB MIN
80 MHz	-12 dB MIN
100 MHz	-10 dB MIN
Crosstalk:	
1-100 MHz	-35 dB TYP
CMR:	
0.1-30 MHz	-50 dB TYP
30-60 MHz	-40 dB TYP
60-100 MHz	-35 dB TYP
Isolation	1500 Vrms

COLOR FARBE	V _f TYP	V _f MAX	I _f mA	CIRCUIT DIAGRAM SCHALTPLAN
YELLOW	2.1	2.5	20	
GREEN	2.2	2.5	20	
ORANGE/GREEN	2.05/2.2	2.5	20	

Information: All rights reserved. Only for Information. To insure that this is the latest version of this drawing, please contact one of the ERNI companies before using.	Tolerances	 All Dimensions in mm [in]	Scale	2:1
	Subject to modification without prior notice. Drawing will not be updated.		Designation	MOD JACK - MJIM 8C10T, 1x1, INT. MAG., LED ALIGNED
Copyright by ERNI GmbH Proprietary notice pursuant to ISO 16016 to be observed.		www.ERNI.com	203476	I (2/2) A3
	Class		MJIM	

Mouser Electronics

Authorized Distributor

Click to View Pricing, Inventory, Delivery & Lifecycle Information:

[ERNI Electronics:](#)

[203475](#)