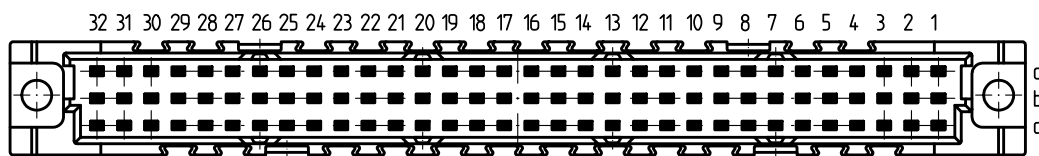
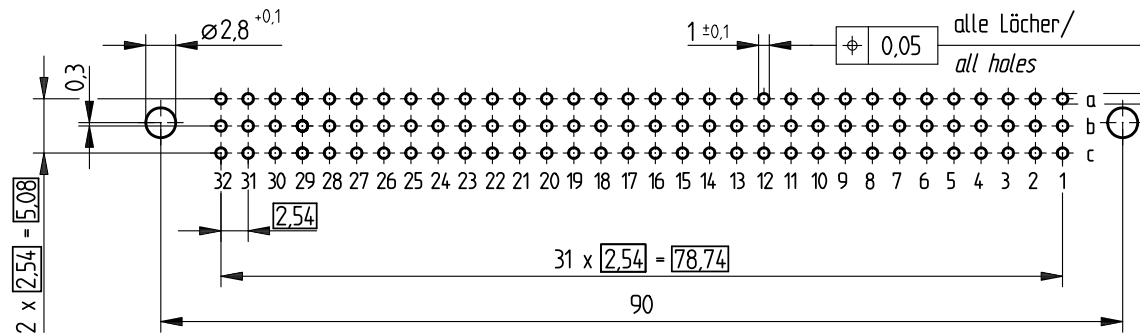


**Bestückungsplan / contact layout**

■ bestückt / assembled



**Leiterplatten-Lochbild / PCB drillhole pattern**



Tauchlötanschluß 0,65 x 0,3 mm / solder terminal 0,65 x 0,3 mm



Isolierwerkstoff / housing material : PBT GF30

Bauart 7 / type 7

Anforderungsstufe 2 = 400 Steckzyklen / performance class 2 = 400 mating cycles

Fehlende Maße und Angaben nach IEC 60 603-2 / DIN EN 60 603-2

Missing information and dimensions per IEC 60 603-2

Information:  All rights reserved. Only for information. To insure that this is the latest version of this drawing, please contact one of the ERNI companies before using.	Tolerances  All Dimensions in mm	Scale 2:1
	Subject to modification without prior notice. Drawing will not be updated.	Designation <b>Federleiste C 96 Löt + Clip</b> <b>Fem. Con. C 96 Solder + Clip</b>
 www.ERNI.com	224472	
Index	Date	H:00057182.SZA
		STVC

Consider protection memo from DIN 34.

# Mouser Electronics

Authorized Distributor

Click to View Pricing, Inventory, Delivery & Lifecycle Information:

[ERNI Electronics:](#)

[224472](#)