

Capacitors
AC Safety (UL / TUV Certified)

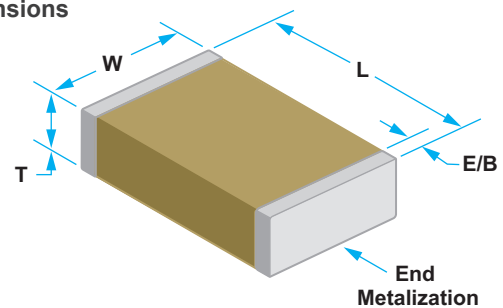
X1, X2 and Y2 Capacitor Type Safety ceramic chip are designed for AC voltage surge and lightning protection in line-to-ground interface applications in computer networks, modem, facsimile and other equipment. Johanson Dielectric's safety capacitor offering includes four different case sizes and NPO and X7R dielectric materials. These devices are surface mount ready with barrier terminations and tape and reel packaging. Information on capacitor safety ratings and certification details may be found below.

General Specifications:

- Case Sizes: 1808 - 2220
- Safety Ratings: X2, X1/Y2, Y2
- Dielectrics Type: NPO, X7R
- Capacitance Range: 2.4 pF - 4700 pF

Polyterm® soft termination option for demanding environments & processes available on select parts, please contact the factory.

Dimensions



Safety Ratings

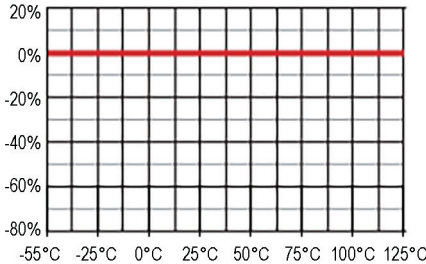
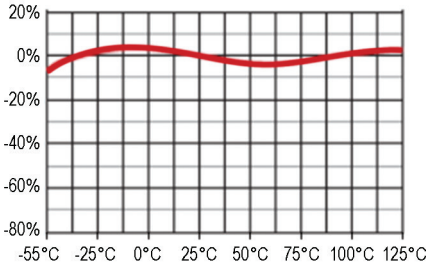
Safety Rating	Voltage Rating	Withstanding Voltage	Impulse Voltage	Case Size
X2	250 VAC	1,500 VAC	2,500 V	1808
STANDARDS: IEC/EN 60384-14:2013+A1:2016 • CERTIFICATIONS: TUV T 72210484 • UL File E472557				
X2	250 VAC	1,500 VAC	2,500 V	1812
STANDARDS: IEC/EN 60384-14:2013+A1:2016 • CERTIFICATIONS: TUV T 72210484 • UL File E472557				
X1/Y2	250 VAC	1,500 VAC	5,000 V	1808
STANDARDS: IEC/EN 60384-14:2013+A1:2016 • CERTIFICATIONS: TUV T 72210484 • UL File E472557				
X1/Y2	250 VAC	1,500 VAC	5,000 V	1812
STANDARDS: IEC/EN 60384-14:2013+A1:2016 • CERTIFICATIONS: TUV T 72210484 • UL File E472557				
X1/Y2	250 VAC	1,500 VAC	5,000 V	2211
STANDARDS: IEC/EN 60384-14:2013+A1:2016 • CERTIFICATIONS: TUV T 72210484 • UL File E472557				
X1/Y2	250 VAC	1,500 VAC	5,000 V	2220
STANDARDS: IEC/EN 60384-14:2013+A1:2016 • CERTIFICATIONS: TUV T 72210484 • UL File E472557				

X Capacitors are defined as suitable for use in situations where failure of the capacitor would not lead to danger of electric shock. Y Capacitors are defined as suitable for use in situations where failure of the capacitor could lead to danger of electric shock.



Capacitors - High Temperature Capacitors (HTC)
AC Safety (UL / TUV Certified) Continued

Electrical Characteristics

Parameter	NPO		X7R	
Temperature Coefficient	0 ± 30 ppm/°C	-55 to + 125°C	± 15%	-55 to + 125°C
				
Dissipation Factor	.001 (0.1%) max		WVDC > 50 VDC, DF = 2.5% max WVDC = 25 VDC, DF = 30% max WVDC = 16 VDC, DF = 3.5% max	
Aging	None		2.5% / decade hour	
Insulation Resistance	100ΩF or 100GΩ Whichever is less @ 25°C, WVDC		500ΩF or 50GΩ Whichever is less @ 25°C, WVDC	
Dielectric Strength	For Vrated = 6 - 200 VDC, DWV = 2.5 X WVDC, 25°C, 50mA max. For Vrated = 201 - 499 VDC, DWV = 2.0 X WVDC, 25°C, 50mA max. For Vrated = 500 - 999 VDC, DWV = 1.5 X WVDC, 25°C, 50mA max. For Vrated = 1000 + VDC, DWV = 1.2 X WVDC, 25°C, 50mA max.			
Test Parameters	C > 100 pF; 1kHz ± 50Hz; 1.0 ± 0.2 VRMS C > 100 pF; 1kHz ± 50Hz; 1.0 ± 0.2 VRMS		1KHz ± 50Hz; 1.0 ± 0.2 VRMS	
Notes	Tanceram IR = 100 ΩF or 10 GΩ, Tanceram DF for Vrated > 50 VDC = 5% max., & Tanceram DF for Vrated < 25 VDC, DF = 10% max.			

HOW TO ORDER

SC	DP	502	W	102	J	4	GF	001	E
Subfamily	Size	Voltage	DTC	Capacitance	Tol	Mark	Termination	Special Code	Pack
SC = AC Safety Caps PME	DP = 1808 ED = 2211 DR = 1812 EF = 2220	302 = 250VAC [2500V Impulse] 502 = 250VAC [5000V Impulse]	G = NPO/COG W = X7R	1st two digits are significant; 3rd digit denotes number of zeros. 101 = 100 pF 103 = 0.01 μF 105 = 1.00 μF	J = ± 5% K = ± 10% M = ± 20%	4 = Required safety mark	GV = Ni/Sn (RoHS) GF = Polyterm Sn (RoHS)	001 = Default catalog item	B = Bulk E = 7" Reel Emb Tape U = 13" Reel Emb Tape

Example: **SCDP502W102J4GF001E** Capacitors Safety Caps - PME, X1/Y2, 1808, X7R, 5000V, 1000pF±5%, Polyterm Sn (RoHS), 7" Reel Embossed Tape



Capacitors - High Temperature Capacitors (HTC)
AC Safety Ratings & Voltage

LEGEND

Dielectric NPO X7R

1808																																				
X2																																				
Size	Inches	(MM)	5 pF	10 pF	12 pF	15 pF	18 pF	22 pF	27 pF	33 pF	47 pF	56 pF	68 pF	100 pF	120 pF	150 pF	180 pF	220 pF	270 pF	330 pF	470 pF	560 pF	680 pF	1000 pF	1200 pF	1500 pF	1800 pF	2200 pF	2700 pF	3300 pF	4700 pF					
L	.185 ± .015	(4.70 ± .38)																																		
W	.080 ± .010	(2.03 ± .25)																																		
T	.085 Max.	(2.16)																																		
E/B	.020 ± .010	(0.51 ± .25)																																		
1812																																				
X2																																				
Size	Inches	(MM)	5 pF	10 pF	12 pF	15 pF	18 pF	22 pF	27 pF	33 pF	47 pF	56 pF	68 pF	100 pF	120 pF	150 pF	180 pF	220 pF	270 pF	330 pF	470 pF	560 pF	680 pF	1000 pF	1200 pF	1500 pF	1800 pF	2200 pF	2700 pF	3300 pF	4700 pF					
L	.175 ± .010	(4.45 ± .25)																																		
W	.125 ± .010	(3.18 ± .25)																																		
T	.115 Max.	(2.92)																																		
E/B	.025 ± .015	(0.64 ± .38)																																		
1808																																				
X1 / Y2																																				
Size	Inches	(MM)	5 pF	10 pF	12 pF	15 pF	18 pF	22 pF	27 pF	33 pF	47 pF	56 pF	68 pF	100 pF	120 pF	150 pF	180 pF	220 pF	270 pF	330 pF	470 pF	560 pF	680 pF	1000 pF	1200 pF	1500 pF	1800 pF	2200 pF	2700 pF	3300 pF	4700 pF					
L	.185 ± .015	(4.70 ± .38)																																		
W	.080 ± .015	(2.03 ± .38)																																		
T	.085 Max.	(2.16)																																		
E/B	.020 ± .010	(0.51 ± .25)																																		
1812																																				
X1 / Y2																																				
Size	Inches	(MM)	5 pF	10 pF	12 pF	15 pF	18 pF	22 pF	27 pF	33 pF	47 pF	56 pF	68 pF	100 pF	120 pF	150 pF	180 pF	220 pF	270 pF	330 pF	470 pF	560 pF	680 pF	1000 pF	1200 pF	1500 pF	1800 pF	2200 pF	2700 pF	3300 pF	4700 pF					
L	.175 ± .010	(4.45 ± .25)																																		
W	.125 ± .010	(3.18 ± .25)																																		
T	.115 Max.	(2.92)																																		
E/B	.025 ± .015	(0.64 ± .38)																																		
2211																																				
X1 / Y2																																				
Size	Inches	(MM)	5 pF	10 pF	12 pF	15 pF	18 pF	22 pF	27 pF	33 pF	47 pF	56 pF	68 pF	100 pF	120 pF	150 pF	180 pF	220 pF	270 pF	330 pF	470 pF	560 pF	680 pF	1000 pF	1200 pF	1500 pF	1800 pF	2200 pF	2700 pF	3300 pF	4700 pF					
L	.225 ± .016	(5.72 ± .40)																																		
W	.110 ± .010	(2.80 ± .25)																																		
T	.115 Max.	(2.92)																																		
E/B	.020 ± .010	(0.51 ± .25)																																		
2220																																				
X1 / Y2																																				
Size	Inches	(MM)	5 pF	10 pF	12 pF	15 pF	18 pF	22 pF	27 pF	33 pF	47 pF	56 pF	68 pF	100 pF	120 pF	150 pF	180 pF	220 pF	270 pF	330 pF	470 pF	560 pF	680 pF	1000 pF	1200 pF	1500 pF	1800 pF	2200 pF	2700 pF	3300 pF	4700 pF					
L	.225 ± .015	(5.72 ± .38)																																		
W	.200 ± .015	(5.08 ± .38)																																		
T	.150 Max.	(3.81)																																		
E/B	.025 ± .015	(0.64 ± .38)																																		

Mouser Electronics

Authorized Distributor

Click to View Pricing, Inventory, Delivery & Lifecycle Information:

[Johanson:](#)

[SCDP302G471K4GV001E](#) [SCDP502W331K4GV001E](#) [SCDP502W181K4GV001E](#) [SCDP502G151J4GV001E](#)
[SCED502W222K4GV001E](#) [SCDP302G100K4GV001E](#) [SCDP502G101K4GV001E](#) [SCDP502G560J4GV001E](#)
[SCEF502W472K4GV001E](#) [SCDP502G180J4GV001E](#) [SCDP502G270J4GV001E](#) [SCDP302G470J4GV001E](#)
[SCDP502W471K4GV001E](#) [SCDP502G330J4GV001E](#) [SCDP502G470J4GV001E](#) [SCDP502G680K4GV001E](#)
[SCDR302W222K4GV001E](#) [SCEF502W102K4GV001E](#) [SCDP302W681K4GV001E](#) [SCDP502W151K4GV001E](#)
[SCDP302G221K4GV001E](#) [SCDP502G100K4GV001E](#) [SCED502G330J4GV001E](#) [SCDP302W331K4GV001E](#)
[SCDP502G330K4GV001E](#) [SCDP302G151K4GV001E](#) [SCDP302W471K4GV001E](#) [SCED502W471K4GV001E](#)
[SCDP502W681K4GV001E](#) [SCDP502W102K4GV001E](#) [SCDP502W181M4GV001E](#) [SCDP302G330J4GV001E](#)
[SCED502W102K4GV001E](#) [SCDP502G470K4GV001E](#) [SCDP302G100J4GV001E](#) [SCDP502G560K4GV001E](#)
[SCDP302W102K4GV001E](#) [SCDP502G270K4GV001E](#) [SCDP502W221K4GV001E](#) [SCDP302G680J4GV001E](#)
[SCDP302W152K4GV001E](#) [SCDP502G680J4GV001E](#) [SCDP502W221M4GV001E](#) [SCDP302W471M4GV001E](#)
[SCDP502W151M4GV001E](#) [SCDP302W102M4GV001E](#) [SCDP502G220K4GV001E](#) [SCED502G120K4GV001E](#)
[SCED502G681M4GV001E](#) [SCED502W331K4GV001E](#) [SCEF502W121M4GV001E](#) [SCEF502W681K4GV001E](#)
[SCDR302W471K4GV001E](#) [SCED502G330K4GV001E](#) [SCED502W271M4GV001E](#) [SCEF502W472M4GV001E](#)
[SCDR302W681M4GV001E](#) [SCED502G180K4GV001E](#) [SCEF502W221M4GV001E](#) [SCDP302G331J4GV001E](#)
[SCDP502G220J4GV001E](#) [SCDR302W122K4GV001E](#) [SCDR302W472M4GV001E](#) [SCDP302W151K4GV001E](#)
[SCED502G121J4GV001E](#) [SCDP502G150J4GV001E](#) [SCDR302W681K4GV001E](#) [SCED502G221K4GV001E](#)
[SCED502G560K4GV001E](#) [SCED502W271K4GV001E](#) [SCEF502W221K4GV001E](#) [SCED502G560K4GF001E](#)
[SCDP302W221K4GV001E](#) [SCDP502G120K4GV001E](#) [SCDR302W332K4GV001E](#) [SCED502G100J4GV001E](#)
[SCED502W181M4GV001E](#) [SCEF502W151M4GV001E](#) [SCEF502W471M4GV001E](#) [SCDP302G120J4GV001E](#)
[SCDP302G150J4GV001E](#) [SCDP302G221J4GV001E](#) [SCDP502G100J4GV001E](#) [SCED502G101K4GV001E](#)
[SCED502G102K4GV001E](#) [SCEF502W271K4GV001E](#) [SCDP302G271K4GV001E](#) [SCDR302W122M4GV001E](#)
[SCDP502G120J4GV001E](#) [SCDR302W182K4GV001E](#) [SCEF502W101K4GV001E](#) [SCEF502W101M4GV001E](#)
[SCDP302G220J4GV001E](#) [SCDR302W102K4GV001E](#) [SCED502G270K4GV001E](#) [SCED502G681J4GV001E](#)
[SCDP302G101K4GV001E](#) [SCDR302W331K4GV001E](#) [SCDR302W561K4GV001E](#) [SCED502G102J4GV001E](#)