

LCS Series Subminiature Sealed Snap-acting Switches



Features/Benefits


- Compact design
- Long life and high electrical capacity
- Quick connect, solder terminals, PC terminals, wire leads
- Wide variety of actuator styles
- RoHS compatible, RoHS compliant
- IP67

Typical Applications

- Motorized equipment
- Sump pump
- Thermostatic controls
- Computers
- Air conditioners



Specifications

CONTACT RATING: 6 AMP, 250 V AC and
5 AMP, 125/250 V AC 
0.1 AMP, 125/250 V AC

ELECTRICAL LIFE: 10,000 cycles

INSULATION RESISTANCE: 100 M ohm min.

DIELECTRIC STRENGTH: 1,000 VAC

OPERATING TEMPERATURE:

-40°C to +120°C (without wire)

-40°C to +85°C (with UL1007 wire)

-40°C to +105°C (with UL1015 wire)

-40°C to +105°C (with UL1430 wire)

-40°C to +80°C (with UL1061 wire)

-40°C to +120°C (with UL1330 wire)

OPERATING FORCE: (see ACTUATOR'S option sections).

MOUNTING: 2-56 screws, torque 2.3 in/lbs max.

NOTE: Specifications and materials listed above are for switches with standard options.
For information on specific and custom switches, consult Customer Service center.

Materials

SWITCH HOUSING: Thermoplastic polyester or high temperature thermoplastic (PTS) (UL 94V-0).

ACTUATOR BUTTON: Thermoplastic polyester.

SPRING: Copper alloy.

PIVOT: Copper alloy.

MOVABLE CONTACTS: Silver nickel

STATIONARY CONTACTS: Silver nickel on copper alloy.




TERMINALS: Copper alloy.

ACTUATOR LEVEL: Stainless steel.

Snap-acting

Build-A-Switch

To order, simply select desired option from each category and place in the appropriate box. Available options are shown and described on pages J-27 thru J-29. For additional options not shown in catalog, consult Customer Service Center.

<p>Series LCS</p>		<p>Contact Rating</p> <p>05 5 AMP, 125/250 V AC  6 AMP, 250 V AC  01 0.1 AMP, 125/250 V AC </p>		<p>Operating Force</p> <p>1 150 grams 2 203 grams</p>		<p>Actuator</p> <p>P00 Pin plunger T00 11.9 mm short lever T05 17.4 mm short lever T07 19.4 mm short lever T13 25.5 mm lever T19 33.3 mm lever T28 40.7 mm lever T43 55.9 mm lever S26 18.6 mm simulated lever A05 17.2 mm lever roller</p>		<p>Terminations</p> <p>S Solder Q 0.110 Quick Connect P PC Thru Hole W Wire leads potted Z Wire leads non-potted</p>		<p>Wire Type AWG</p> <p>20 20 AWG 22 22 AWG 24 24 AWG 26 26 AWG 28 28 AWG 30 30 AWG</p>		<p>Wire UL # (when required)</p> <p>A UL1007 B UL1015 C UL1430 D UL1061 E UL1330</p>		<p>Circuitry</p> <p>C SPDT W SPST N.C. Y SPST N.O.</p>	
<p>Wire Side (when required)</p> <p>A Wire out the bottom B Wire out the right side C Wire out the left side D None</p>															

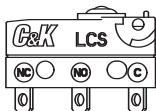


Dimensions are shown: mm
Specifications and dimensions subject to change

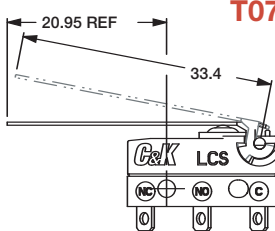
LCS Series Subminiature Sealed Snap-acting Switches

ACTUATOR

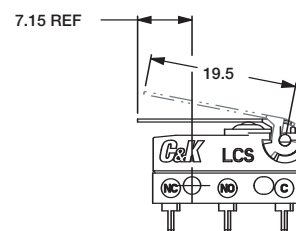
P00



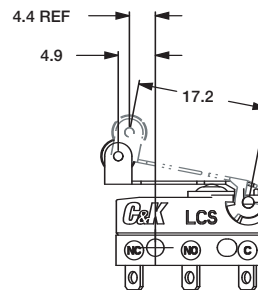
T19



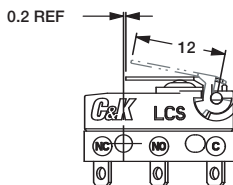
T07



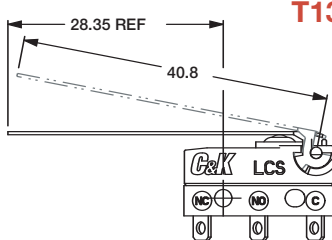
A05



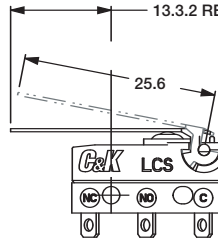
T00



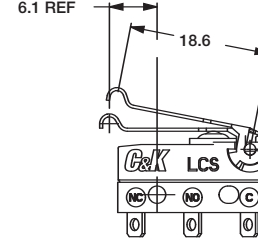
T28



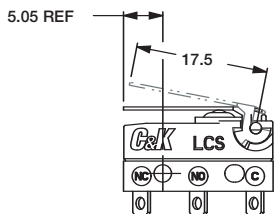
T13



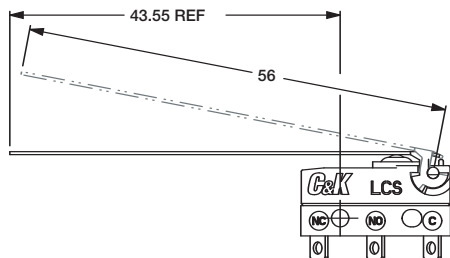
S26



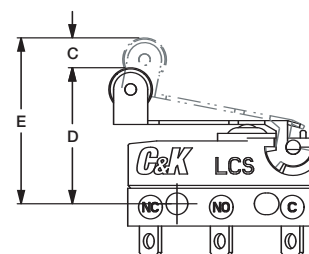
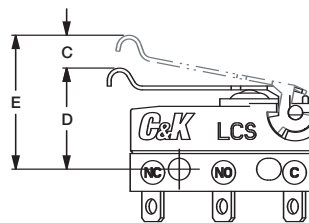
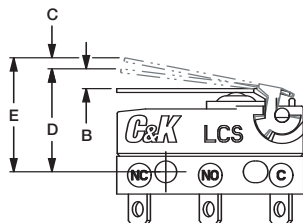
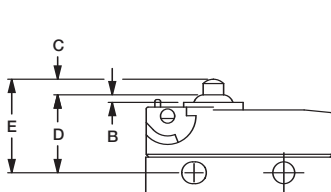
T05



T43



Snap-acting



ACTUATOR OPTION CODE	A LENGTH OF LEVER	B OVER TRAVEL (MIN)	C PRE TRAVEL (MAX)	D OPERATING POSITION	E FREE POSITION (MAX)	DIFFERENTIAL MOTION (MAX)		OPERATING FORCE (MIN)		RELEASE FORCE (MIN)	
						150	203	150	203	150	203
P00	N/A	0.6	1.2	8.4 ± 3	9.9	0.2	0.2	150	203	30	50
T00	11.9	0.6	3.2	8.8 ± 9	11.1	0.5	0.5	66	98	10	21
T05	17.40	0.9	4.3	8.8 ± 1.1	12	0.6	0.6	73	82	14	16
T07	19.40	1	4.8	8.8 ± 1.2	12.4	0.7	0.7	55	66	11	13
T13	25.5	1.6	6.3	8.8 ± 1.6	13.5	0.9	0.9	29	54	6	11
T19	33.3	1.95	8	8.8 ± 2.0	15	1.75	1.75	32	40	2	5
T28	40.7	2.1	10.1	8.8 ± 2.6	16.3	2.3	2.3	33	39	1	8
T43	55.9	2.9	13.8	8.8 ± 3.5	19.1	3.6	3.6	23	33	1	7
S26	18.6	1	4.6	10.7 ± 1.2	14.1	0.65	0.65	42	68	7	14
A05	17.20	0.9	4.3	14.5 ± 1.1	17.7	0.6	0.6	60	72	12	15



Third Angle
Projection

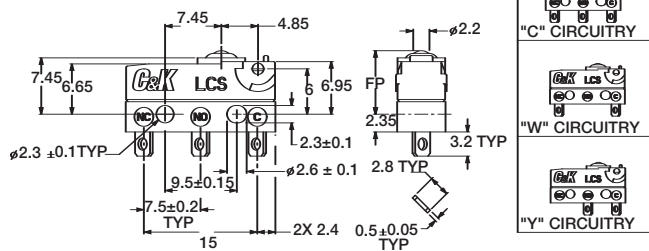
Dimensions are shown: mm
Specifications and dimensions subject to change



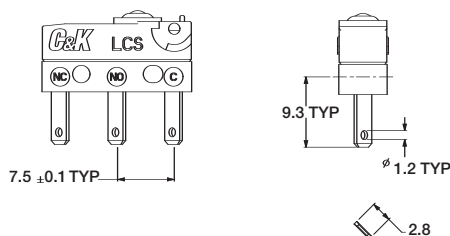
LCS Series Subminiature Sealed Snap-acting Switches

TERMINATIONS

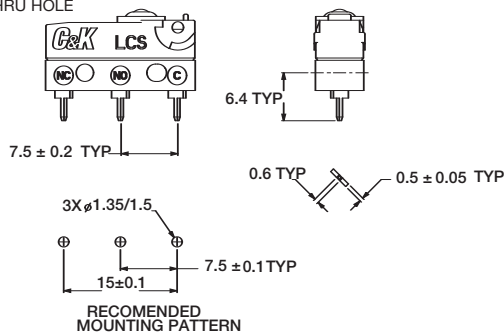
S SOLDER



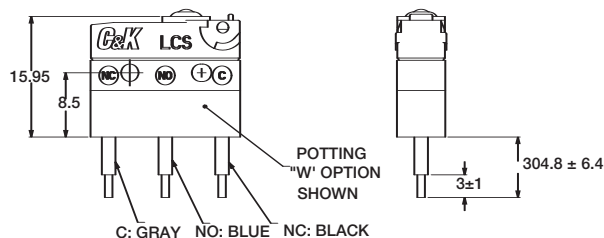
Q QUICK CONNECT 2.8mm / 0.110"



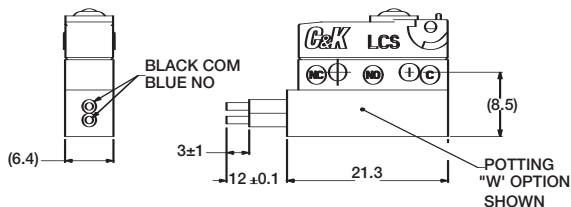
P PC THRU HOLE



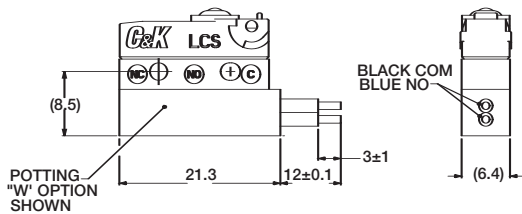
Z or W "A" WIRE ORIENTATION



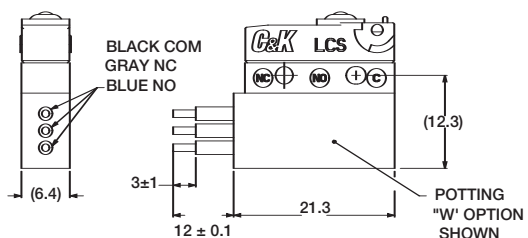
Z or W "B" WIRE ORIENTATION "Y" OR "W" CIRCUITRY



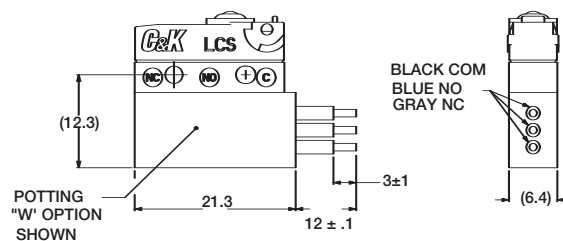
Z or W "C" WIRE ORIENTATION "Y" OR "W" CIRCUITRY



Z or W "B" WIRE ORIENTATION "C" CIRCUITRY



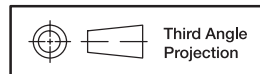
Z or W "C" WIRE ORIENTATION "C" CIRCUITRY



Snap-acting

CIRCUITRY

- C** SPDT (Single Pole, Double Throw)
- W** SPST N.C. (Single Pole, Single Throw, Normally Closed)
- Y** SPST N.O. (Single Pole, Single Throw, Normally Open)



Third Angle
Projection

Dimensions are shown: mm
Specifications and dimensions subject to change



Mouser Electronics

Authorized Distributor

Click to View Pricing, Inventory, Delivery & Lifecycle Information:

[C&K Switches:](#)

[LCS012A05WA22AC](#) [LCS012P00WA22AW](#)