

OMNIMATE Power - series WGK WGK 50 VP BK BX

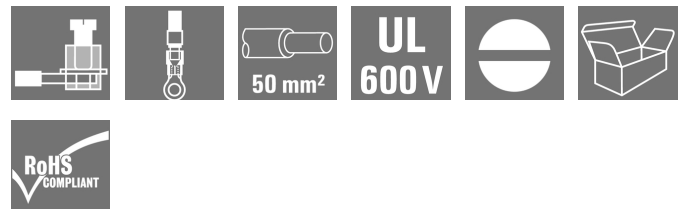
Weidmüller Interface GmbH & Co. KG
Klingenbergstraße 16
D-32758 Detmold
Germany
Fon: +49 5231 14-0
Fax: +49 5231 14-292083
www.weidmueller.com

Product image



Similar to illustration

The WGK finger-proof-insulated enclosures are especially suitable as industrial electronic enclosures for frequency converters, power supplies or filter components which offer a convenient and reliable form of connection internally and externally. To match the wire guides to the installation requirements in the best possible way, Weidmüller offers two versions with horizontal (WGK) and vertical (WGKV) outlet directions.



General ordering data

Type	WGK 50 VP BK BX
Order No.	2428440000
Version	OMNIMATE Power - series WGK, Feed-through terminal, Rated cross-section: 50 mm ² , Wemid (PA)
GTIN (EAN)	4050118437935
Qty.	10 pc(s).
Product data	IEC: 690 V / 150 A / 16 - 50 mm ² UL: 600 V / 150 A / AWG 6 - AWG 1/0
Packaging	Box

**OMNIMATE Power - series WGK
WGK 50 VP BK BX**

Weidmüller Interface GmbH & Co. KG
Klingenbergstraße 16
D-32758 Detmold
Germany
Fon: +49 5231 14-0
Fax: +49 5231 14-292083
www.weidmueller.com

Technical data
Dimensions and weights

Net weight 81.4 g

System parameters

Product family	OMNIMATE Power - series WGK	Wire connection method	Cable lug: ring cable / spade lug
Conductor outlet direction	180°	Fitted by customer	No
Screwdriver blade	1.2 x 6.5	Tightening torque, min.	4 Nm
Tightening torque, max.	8 Nm	Clamping screw	M 6
Stripping length	24 mm	Touch-safe protection acc. to DIN VDE 0470	IP 20

Material data

Insulating material	Wemid (PA)	Colour	black
Colour chart (similar)	RAL 9011	UL 94 flammability rating	V-0
Contact material	E-Cu	Contact surface	tinned
Storage temperature, min.	-25 °C	Storage temperature, max.	55 °C
Max. relative humidity during storage	80 %	Operating temperature, min.	-50 °C
Operating temperature, max.	120 °C	Temperature range, installation, min.	-25 °C
Temperature range, installation, max.	120 °C		

Conductors suitable for connection

Clamping range, min.	10 mm ²		
Clamping range, max.	50 mm ²		
Wire connection cross section AWG, min.	AWG 6		
Wire connection cross section AWG, max.	AWG 1/0		
Solid, min. H05(07) V-U	16 mm ²		
Solid, max. H05(07) V-U	50 mm ²		
Stranded, min. H07V-R	16 mm ²		
Stranded, max. H07V-R	50 mm ²		
Flexible, min. H05(07) V-K	16 mm ²		
Flexible, max. H05(07) V-K	50 mm ²		
w. wire end ferrule, DIN 46228 pt 1, min	10 mm ²		
w. wire end ferrule, DIN 46228 pt 1, max.	50 mm ²		
Clampable conductor	Cross-section for conductor connection	Type	fine-wired
	AEH	nominal	35 mm ²
		Stripping length	nominal 25 mm
Max. clamping range	50 mm ²		

Rated data acc. to IEC

tested acc. to standard	IEC 60664-1, IEC 61984	Rated current, min. no. of poles (Tu=20°C)	150 A
Rated current, max. no. of poles (Tu=20°C)	150 A	Rated voltage for surge voltage class / pollution degree III/3	690 V
Rated impulse voltage for surge voltage class/ contamination degree III/3	6 kV		

Data sheet

**OMNIMATE Power - series WGK
WGK 50 VP BK BX**


Weidmüller Interface GmbH & Co. KG
Klingenbergstraße 16
D-32758 Detmold
Germany
Fon: +49 5231 14-0
Fax: +49 5231 14-292083
www.weidmueller.com

Technical data

Rated data acc. to CSA

Rated voltage (Use group B / CSA)	600 V	Rated voltage (Use group C / CSA)	600 V
Rated current (Use group B / CSA)	150 A	Rated current (Use group C / CSA)	150 A
Wire cross-section, AWG, min.	AWG 6	Wire cross-section, AWG, max.	AWG 1/0

Rated data acc. to UL 1059

Institute (cURus)		Certificate No. (cURus)	E60693
Rated voltage (Use group B / UL 1059)	600 V	Rated voltage (Use group C / UL 1059)	600 V
Rated current (Use group B / UL 1059)	150 A	Rated current (Use group C / UL 1059)	150 A
Wire cross-section, AWG, min.	AWG 6	Wire cross-section, AWG, max.	AWG 1/0
Reference to approval values	Specifications are maximum values, details - see approval certificate.		

Packing

Packaging	Box	VPE length	0 m
VPE width	0 m	VPE height	0 m

Classifications

ETIM 6.0	EC001283	eClass 6.2	27-14-11-34
eClass 9.0	27-14-11-34	eClass 9.1	27-14-11-34

Notes

- Notes
- Clearance and creepage distances to other components must be devised in accordance with the relevant application standard. This can be achieved in the device by full encapsulation or by the use of additional spacer plates.
 - Rated data refer only to the component itself. Clearance and creepage distances to other components are to be designed in accordance with the relevant application standards.
 - Colours: SW = black; GN/YL = green/yellow; GY = grey
 - Additional colours on request
 - WGK: Rated voltage plastic walls: 1 - 6 mm = 800 V; metal walls: 1 - 2.5 mm = 800 V; metal walls: 2.5 - 6 mm = 690 V
 - Wire-end ferrules are mandatory for stranded wires with more than 19 strands.

Approvals

Approvals	
ROHS	Conform

Data sheet**OMNIMATE Power - series WGK
WGK 50 VP BK BX**

Weidmüller Interface GmbH & Co. KG
Klingenbergstraße 16
D-32758 Detmold
Germany
Fon: +49 5231 14-0
Fax: +49 5231 14-292083
www.weidmueller.com

Technical data**Downloads**

Approval/Certificate/Document of Conformity	Declaration of the Manufacturer
Brochure/Catalogue	FL DRIVES EN MB DEVICE MANUF. EN FL DRIVES DE FL_BASE_STATION_EN FL ELEVATOR EN FL POWER SUPPLY EN FL 72H SAMPLE SER EN PO_OMNIMATE EN
Engineering Data	STEP

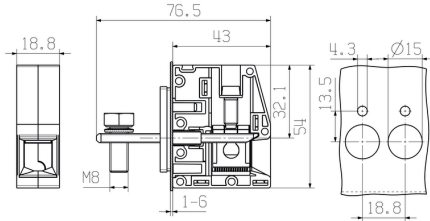
Data sheet

**OMNIMATE Power - series WGK
WGK 50 VP BK BX**

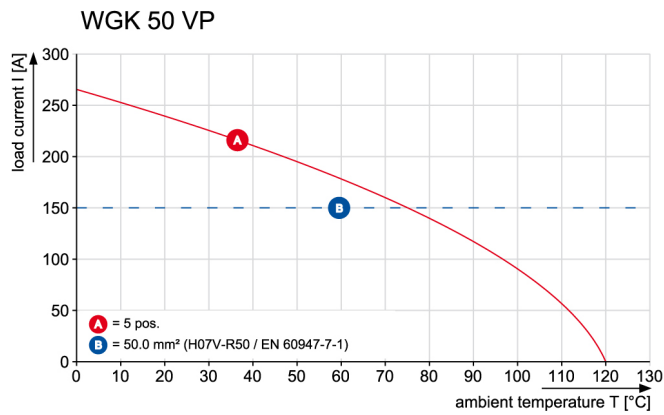
Weidmüller Interface GmbH & Co. KG
 Klingenbergstraße 16
 D-32758 Detmold
 Germany
 Fon: +49 5231 14-0
 Fax: +49 5231 14-292083
 www.weidmueller.com

Drawings

Dimensional drawing



Graph



Mouser Electronics

Authorized Distributor

Click to View Pricing, Inventory, Delivery & Lifecycle Information:

[Weidmuller:](#)

[2428440000](#)