

ZDU 4-2/2AN BL**Weidmüller Interface GmbH & Co. KG**

Klingenbergstraße 26

D-32758 Detmold

Germany

www.weidmueller.com

Product image**Spring connection with tension clamp Technology**

Tension clamp technology is a universal contact system for all common conductor connection types. Its fantastic level of flexibility makes the tension clamp a profitable alternative connection.

General ordering data

Version	Feed-through terminal, Tension-clamp connection, 4 mm ² , 800 V, 32 A, blue
Order No.	1770840000
Type	ZDU 4-2/2AN BL
GTIN (EAN)	4032248121175
Qty.	50 pc(s).

Creation date January 27, 2022 9:51:25 PM CET

Catalogue status 14.01.2022 / We reserve the right to make technical changes.

ZDU 4-2/2AN BL

Weidmüller Interface GmbH & Co. KG

Klingenbergstraße 26

D-32758 Detmold

Germany

www.weidmueller.com

Technical data

Dimensions and weights

Depth	45.5 mm	Depth (inches)	1.791 inch
Depth including DIN rail	46 mm	Height	61.5 mm
Height (inches)	2.421 inch	Width	6.1 mm
Width (inches)	0.24 inch	Net weight	9.04 g

Temperatures

Storage temperature		Operating temperature range	For operating temperature range see EC Design Test Certificate / IEC Ex-Certificate of Conformity
	-25 °C...55 °C		
Continuous operating temp., min.	-50	Continuous operating temp., max.	120

Material data

Material	Wemid	Colour	blue
UL 94 flammability rating	V-0		

Rating data IECEx/ATEX

Certificate No. (ATEX)	DEMKO16ATEX1808U	Certificate No. (IECEX)	IECEXULD16.0036U
Max. voltage (ATEX)	440 V	Current (ATEX)	29 A
Wire cross section max. (ATEX)	6 mm ²	Max. voltage (IECEX)	440 V
Current (IECEX)	29 A	Wire cross section max. (IECEX)	6 mm ²
Operating temperature range	For operating temperature range see EC Design Test Certificate / IEC Ex-Certificate of Conformity	Marking EN 60079-7	
Ex 2014/34/EU label	II 2 G D		Ex eb II C Gb

System specifications

Version	Tension-clamp connection, for plug-in cross-connector, One end without connector	End cover plate required	Yes
Number of levels	1	Number of clamping points per level	2
Number of potentials per tier	1	Levels cross-connected internally	No
PE connection	No	Rail	TS 35

Additional technical data

Explosion-tested version	Yes	Number of similar terminals	1
Open sides	right	Type of mounting	Snap-on

CSA rating data

Certificate No. (CSA)	200039-1152892	Current size B (CSA)	35 A
Current size C (CSA)	35 A	Current size D (CSA)	5 A
Voltage size B (CSA)	600 V	Voltage size C (CSA)	600 V
Voltage size D (CSA)	600 V	Wire cross section max. (CSA)	10 AWG
Wire cross section min. (CSA)	26 AWG		

ZDU 4-2/2AN BL

Weidmüller Interface GmbH & Co. KG

Klingenbergstraße 26

D-32758 Detmold

Germany

www.weidmueller.com

Technical data

Conductors for clamping (rated connection)

Blade size	0.6 x 3.5 mm	Clamping range, max.	6 mm ²
Clamping range, min.	0.13 mm ²	Connection direction	Inclined / angled
Gauge to IEC 60947-1	A3	Number of connections	2
Stripping length	10 mm	Twin wire-end ferrules, max.	1.5 mm ²
Twin wire-end ferrules, min.	0.5 mm ²	Type of connection	Tension-clamp connection
Wire connection cross section AWG, max.	AWG 10	Wire connection cross section AWG, min.	AWG 26
Wire connection cross section, finely stranded, max.	4 mm ²	Wire connection cross section, finely stranded, min.	0.5 mm ²
Wire connection cross-section, finely stranded with wire-end ferrules DIN 46228/1, max.	4 mm ²	Wire connection cross-section, finely stranded with wire-end ferrules DIN 46228/1, min.	0.5 mm ²
Wire connection cross-section, finely stranded with wire-end ferrules DIN 46228/4, max.	4 mm ²	Wire connection cross-section, finely stranded with wire-end ferrules DIN 46228/4, min.	0.5 mm ²
Wire connection cross-section, solid core, max.	6 mm ²	Wire connection cross-section, solid core, min.	0.5 mm ²

General

Rail	TS 35	Standards	IEC 60947-7-1
Wire connection cross section AWG, max.	AWG 10	Wire connection cross section AWG, min.	AWG 26

Rating data

Rated cross-section	4 mm ²	Rated voltage	800 V
Rated current	32 A	Current at maximum wires	32 A
Standards	IEC 60947-7-1	Volume resistance according to IEC 60947-7-x	1 mΩ
Rated impulse withstand voltage	8 kV	Power loss in accordance with IEC 60947-7-x	1.02 W
Pollution severity	3		

UL rating data

Certificate No. (UR)	E60693	Conductor size Factory wiring max. (UR)	10 AWG
Conductor size Factory wiring min. (UR)	26 AWG	Conductor size Field wiring max. (UR)	10 AWG
Conductor size Field wiring min. (UR)	26 AWG	Current size C (UR)	33 A
Voltage size C (UR)	600 V		

Classifications

ETIM 6.0	EC000897	ETIM 7.0	EC000897
ETIM 8.0	EC000897	ECLASS 9.0	27-14-11-20
ECLASS 9.1	27-14-11-20	ECLASS 10.0	27-14-11-20
ECLASS 11.0	27-14-11-20		

ZDU 4-2/2AN BL

Weidmüller Interface GmbH & Co. KG
 Klingenbergstraße 26
 D-32758 Detmold
 Germany

www.weidmueller.com

Technical data

Approvals

Approvals



ROHS	Conform
UL File Number Search	E60693

Downloads

Approval/Certificate/Document of Conformity	Attestation of Conformity ATEX Certificate IECEX Certificate EAC certificate DNVGL certificate EAC EX Certificate CCC Ex Certificate Declaration of Conformity CE Declaration of Conformity all terminals
Engineering Data	CAD data – STEP
Engineering Data	EPLAN, WSCAD, Zuken E3.S
User Documentation	NTI ZDU/ZPE 4-2/2AN StorageConditionsTerminalBlocks
Catalogues	Catalogues in PDF-format
Brochures	

Data sheet

ZDU 4-2/2AN BL

Weidmüller Interface GmbH & Co. KG
Klingenbergstraße 26
D-32758 Detmold
Germany

www.weidmueller.com

Drawings



ZDU 4-2/2AN BL

Weidmüller Interface GmbH & Co. KG
 Klingenbergstraße 26
 D-32758 Detmold
 Germany

www.weidmueller.com

Accessories

WS 12/6.5

**WS/ DEK**

MultiMark terminal markers use an innovative composite material made from two components. The hard base contour of the marker snaps securely into the connector. The elastic surface finish makes the marker easy to mount. This specially punched material enables the strips to be stretched to accommodate the slight variations in spacing that tend to add up, especially with long terminal blocks. Another advantage: the excellent printability of the surface material guarantees durable and wear-resistant labelling. A print resolution of 300 dpi also produces a very legible script.

Your benefits with MultiMark

- Firm hold and durable printing
- Continuous strips save installation time
- Easy mounting thanks to an innovative composite material
- Large label field for optimal legibility
- High flexibility thanks to manufacturer independence

General ordering data

Type	WS 12/6.5 MM WS	Version
Order No.	2619930000	WS, Terminal marker, 12 x 6.5 mm, Weidmueller, white
GTIN (EAN)	4050118626155	
Qty.	600 pc(s).	

W-Series

Weidmüller's range of products includes end brackets that guarantee a permanent, reliable mounting on the terminal rail and prevent sliding. Versions with and without screws are available. The end brackets include marking options, also for group markers, and also a test plug holder.

General ordering data

Type	WEW 35/2	Version
Order No.	1061200000	W-Series, End bracket
GTIN (EAN)	4008190030230	
Qty.	50 pc(s).	
Type	WEW 35/1	Version
Order No.	1059000000	W-Series, End bracket
GTIN (EAN)	4008190172282	
Qty.	50 pc(s).	

ZDU 4-2/2AN BL

Weidmüller Interface GmbH & Co. KG
 Klingenbergstraße 26
 D-32758 Detmold
 Germany

www.weidmueller.com

Accessories

Blank



ZS markers - in proven MultiCard-format - have been developed specifically for the Z-series. They have a large printing area. The hinged mechanism even allows access to cross-connectors without dismantling. Quick installation is guaranteed by the fact that the single tags are clipped on in strips. The single tags are easy to separate.


- Hinged marker area
- Can be fitted in strips or individually
- Markers in proven MultiCard format

For custom printing: Please send us a file of our labeling software M-Print PRO or M-Print PRO Online (without installation) for your labeling specifications.

General ordering data

Type	ZS 12/6 MC NE WS	Version
Order No.	1610020000	ZS, Terminal marker, 12 x 6 mm, Pitch in mm (P): 6.00 Weidmueller,
GTIN (EAN)	4008190444600	Allen-Bradley, white
Qty.	400 pc(s).	

Slotted screwdriver



VDE insulated screwdriver sets, for working on live parts up to 1000 V AC and 1500 V DC, DIN EN 60900. IEC 900. Each piece is "GS" safety tested. Blade made from fully hardened, high-alloy chromium-vanadium-molybdenum steel, gun-metal finish.

General ordering data


Type	SDIS SLIM 0.6X3.5X100	Version
Order No.	2749610000	Mounting tool, Blade width (B): 3.5 mm, Blade length: 100 mm, Blade
GTIN (EAN)	4050118896350	thickness (A): 0.6 mm
Qty.	1 pc(s).	

ZDU 4-2/2AN BL

Weidmüller Interface GmbH & Co. KG
 Klingenbergstraße 26
 D-32758 Detmold
 Germany

www.weidmueller.com

Accessories

4 mm²

The plug-in cross-connections feature easy handling and quick installation. This saves a great deal of time during installation in comparison with screwed solutions.

General ordering data

Type	ZQV 4/5 GE	Version
Order No.	1608980000	Accessories, Cross-connector, 32 A
GTIN (EAN)	4008190263256	
Qty.	20 pc(s).	
Type	ZQV 4/7 GE	Version
Order No.	1609000000	Accessories, Cross-connector, 32 A
GTIN (EAN)	4008190263270	
Qty.	20 pc(s).	
Type	ZQV 4/6 GE	Version
Order No.	1608990000	Accessories, Cross-connector, 32 A
GTIN (EAN)	4008190263263	
Qty.	20 pc(s).	
Type	ZQV 4/9 GE	Version
Order No.	1609020000	Accessories, Cross-connector, 32 A
GTIN (EAN)	4008190263294	
Qty.	20 pc(s).	
Type	ZQV 4/4 GE	Version
Order No.	1608970000	Accessories, Cross-connector, 32 A
GTIN (EAN)	4008190263249	
Qty.	60 pc(s).	
Type	ZQV 4/20 GE	Version
Order No.	1909010000	Z-series, Cross-connector, For the terminals, Number of poles: 20
GTIN (EAN)	4032248535637	
Qty.	20 pc(s).	
Type	ZQV 4/2 GE	Version
Order No.	1608950000	Accessories, Cross-connector, 32 A
GTIN (EAN)	4008190263225	
Qty.	60 pc(s).	
Type	ZQV 4/8 GE	Version
Order No.	1609010000	Accessories, Cross-connector, 32 A
GTIN (EAN)	4008190263287	
Qty.	20 pc(s).	
Type	ZQV 4/10 GE	Version
Order No.	1609030000	Accessories, Cross-connector, 32 A
GTIN (EAN)	4008190263300	
Qty.	20 pc(s).	

ZDU 4-2/2AN BL


Weidmüller Interface GmbH & Co. KG
Klingenbergstraße 26
D-32758 Detmold
Germany

www.weidmueller.com

Accessories

Type	ZQV 4/3 GE	Version
Order No.	1608960000	Accessories, Cross-connector, 32 A
GTIN (EAN)	4008190263232	
Qty.	60 pc(s).	

ZGB pivotable group tag holder



The ZGB 15 is a hinged group tag carrier. The tag carrier can hold the dekafix 5, WS 12/5 terminal markers or the inlay tag ESO 15.

The ZGB 30 is a hinged group tag carrier. The tag carrier can hold the dekafix 5, WS 12/5 terminal markers or the inlay tag ESO 7.

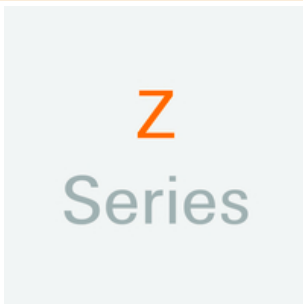
Inlay tags and protective strips can be found under "Accessories".

General ordering data

Type	ZGB 30	Version
Order No.	1611930000	Terminal markers, Terminal marker, 32 x 7 mm, Pitch in mm (P): 5.00
GTIN (EAN)	4008190002251	Weidmueller, white
Qty.	20 pc(s).	

Type	ZGB 15	Version
Order No.	1636530000	Terminal markers, Terminal marker, 15 x 7 mm, Pitch in mm (P): 5.00
GTIN (EAN)	4008190297053	Weidmueller, white
Qty.	20 pc(s).	

Z-Series



Warning covers with a flash symbol provide more safety for man and machine. They are used where external voltage must be indicated within the application.

General ordering data


Type	ZAD 1/4	Version
Order No.	1609110000	Z-series, Cover
GTIN (EAN)	4008190190910	
Qty.	20 pc(s).	

ZDU 4-2/2AN BL

Weidmüller Interface GmbH & Co. KG
 Klingenbergstraße 26
 D-32758 Detmold
 Germany

www.weidmueller.com

Accessories

4 mm²

End plates are fitted to the open side of the last modular terminal before the end bracket. The use of an end plate ensures the function of the modular terminal and the specified rated voltage. It guarantees protection against contact with live parts and makes the final terminal finger-proof.

General ordering data

Type	ZAP ZDU4-2 OR	Version
Order No.	1770890000	Z-series, End plate
GTIN (EAN)	4032248135226	
Qty.	50 pc(s).	
Type	ZAP ZDU4-2	Version
Order No.	1770400000	Z-series, End plate
GTIN (EAN)	4032248135233	
Qty.	50 pc(s).	
Type	ZAP ZDU4-2 BL	Version
Order No.	1770880000	Z-series, End plate
GTIN (EAN)	4032248121328	
Qty.	50 pc(s).	

Blank



WS markers are the perfect match for the W-series connectors. Thanks to their system compatibility, the WS tags can also be used with the I-series and the Z-series. The large marking surfaces do not only permit long character strings but also multi-line text. WS markers are ideal for labels with long, customised character strings. Thanks to the proven MultiCard format, printing with PrintJet CONNECT oder/or Plotter is possible.

- Can be fitted in strips or individually
- Markers in proven MultiCard format

For custom printing: Please send us a file of our labeling software M-Print PRO or M-Print PRO Online (without installation) for your labeling specifications.

General ordering data

Type	WS 12/6 MC NE WS	Version
Order No.	1609900000	WS, Terminal marker, 12 x 6 mm, Pitch in mm (P): 6.00 Weidmueller,
GTIN (EAN)	4008190203467	Allen-Bradley, white
Qty.	600 pc(s).	

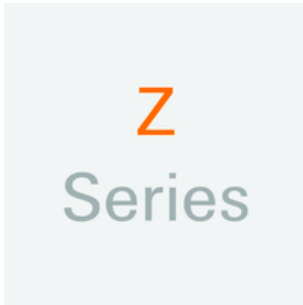
ZDU 4-2/2AN BL

Weidmüller Interface GmbH & Co. KG
 Klingenbergstraße 26
 D-32758 Detmold
 Germany

www.weidmueller.com

Accessories

Z-Series



Test adapters and test plugs are used for the electrical connection between terminal blocks and the test equipment. In this way, an electrical contact can be established in the wired state and measurements can be done easily.

General ordering data

Type	ZTA 6/ZA	Version
Order No.	1780660000	Accessories, Test adapter, 17.5 A
GTIN (EAN)	4032248180189	
Qty.	25 pc(s).	

STR transparent strips



General ordering data

Type	STR 7 F.SCHT 7	Version
Order No.	0515300000	Terminal markers, Protective cap, 27 x 6.3 mm, Transparent
GTIN (EAN)	4008190182175	
Qty.	20 pc(s).	

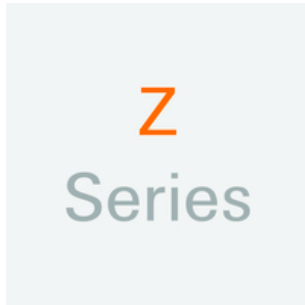
ZDU 4-2/2AN BL

Weidmüller Interface GmbH & Co. KG
 Klingenbergstraße 26
 D-32758 Detmold
 Germany

www.weidmueller.com

Accessories

Z-Series



Weidmüller's range of products includes end brackets that guarantee a permanent, reliable mounting on the terminal rail and prevent sliding. Versions with and without screws are available. The end brackets include marking options, also for group markers, and also a test plug holder.

General ordering data

Type	ZEW 35	Version
Order No.	9540000000	Z-series, End bracket
GTIN (EAN)	4008190956264	
Qty.	20 pc(s).	

Type	ZEW 35/2	Version
Order No.	8630740000	Z-series, End bracket
GTIN (EAN)	4032248348916	
Qty.	20 pc(s).	

SAK-Series



Weidmüller's range of products includes end brackets that guarantee a permanent, reliable mounting on the terminal rail and prevent sliding. Versions with and without screws are available. The end brackets include marking options, also for group markers, and also a test plug holder.

General ordering data

Type	EW 35	Version
Order No.	0383560000	Accessories, End bracket
GTIN (EAN)	4008190181314	
Qty.	50 pc(s).	

Type	EW 35 GR 7032	Version
Order No.	0383530000	Accessories, End bracket
GTIN (EAN)	4008190027322	
Qty.	50 pc(s).	

Type	EW 35/SCHA/M3	Version
Order No.	0258660000	Accessories, End bracket
GTIN (EAN)	4008190033477	
Qty.	20 pc(s).	

ZDU 4-2/2AN BL

Weidmüller Interface GmbH & Co. KG
 Klingenbergstraße 26
 D-32758 Detmold
 Germany

www.weidmueller.com

Accessories

Custom printing



The Dekafix (DEK) marker is the universal marker for all conductor and plug-in connectors as well as for electronic sub-assemblies. The system is ideal for short number sequences and covers a wide range of ready-printed markers.

Strips for fast installation in only one work step. The printing is easy to read, rich in contrast and available in various widths.

- Large range of ready-to-use markers
- Strips for fast installation
- Terminal markers, suitable for all Weidmüller cable connectors
- Available as blank MultiCard or with standard printing

For custom printing: Please send us a file of our labeling software M-Print PRO or M-Print PRO Online (without installation) for your labeling specifications.

General ordering data

Type	DEK 5/6 MC SDR	Version
Order No.	1609830000	Dekafix, Terminal marker, 5 x 6 mm, Pitch in mm (P): 6.00
GTIN (EAN)	4008190456603	Weidmueller, To customer specification
Qty.	200 pc(s).	

Blank



WS markers are the perfect match for the W-series connectors. Thanks to their system compatibility, the WS tags can also be used with the I-series and the Z-series. The large marking surfaces do not only permit long character strings but also multi-line text. WS markers are ideal for labels with long, customised character strings. Thanks to the proven MultiCard format, printing with PrintJet CONNECT oder/or Plotter is possible.

- Can be fitted in strips or individually
- Markers in proven MultiCard format

For custom printing: Please send us a file of our labeling software M-Print PRO or M-Print PRO Online (without installation) for your labeling specifications.

General ordering data

Type	WS 12/6.5 MC NE WS	Version
Order No.	1609920000	WS, Terminal marker, 12 x 6.5 mm, Pitch in mm (P): 6.50
GTIN (EAN)	4008190203511	Weidmueller, Allen-Bradley, white
Qty.	540 pc(s).	

ZDU 4-2/2AN BL

Weidmüller Interface GmbH & Co. KG
 Klingenbergstraße 26
 D-32758 Detmold
 Germany

www.weidmueller.com

Accessories

WS 12/6



WS/ DEK

MultiMark terminal markers use an innovative composite material made from two components. The hard base contour of the marker snaps securely into the connector. The elastic surface finish makes the marker easy to mount. This specially punched material enables the strips to be stretched to accommodate the slight variations in spacing that tend to add up, especially with long terminal blocks. Another advantage: the excellent printability of the surface material guarantees durable and wear-resistant labelling. A print resolution of 300 dpi also produces a very legible script.

Your benefits with MultiMark

- Firm hold and durable printing
- Continuous strips save installation time
- Easy mounting thanks to an innovative composite material
- Large label field for optimal legibility
- High flexibility thanks to manufacturer independence

General ordering data

Type	WS 12/6 MM WS	Version	
Order No.	2007200000		WS, Terminal marker, 12 x 6 mm, Weidmueller, white
GTIN (EAN)	4050118391886		
Qty.	600 pc(s).		

Mouser Electronics

Authorized Distributor

Click to View Pricing, Inventory, Delivery & Lifecycle Information:

[Weidmuller:](#)

[1770840000](#)