

## General Specifications

Motor Type: DC Brushless Motor

Motor Protection: Auto Restart/Polarity Protection

Motor withstands reverse connection for positive and negative leads.

Insulation Resistance:

10M  $\Omega$  or over with a DC500V Megger

Dielectric Withstand Voltage:

AC 700V 1s or 500V 1min

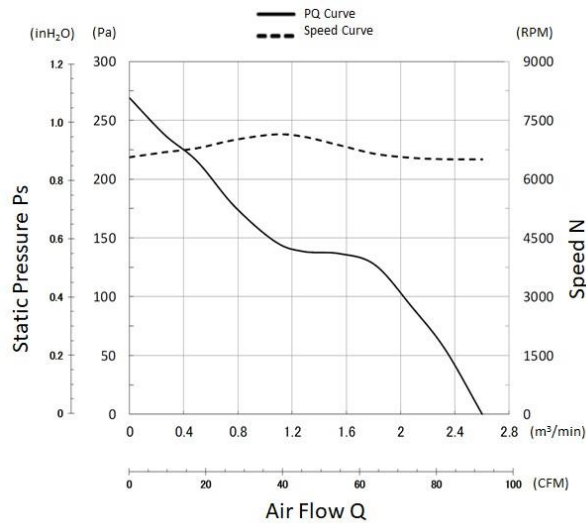
Allowable Ambient Temperature Range:

-10°C ~ +70°C (Operating)

-40°C ~ +70°C (Storage)

(non-condensing environment)

## Characteristics Curves



## PWM Benefits & Applications

### PWM Benefits

- Increased Life Expectancy
- Energy Saving
- Lower Vibration
- Lower Noise
- Current Spike Prevention

### PWM Applications

- Routers
- Switches
- Storage
- Data Centers
- Optical Repeaters
- Broadcast Equipment
- Inverters
- UPS
- Battery Chargers
- Fuel Cells
- Industrial Power Supplies
- Welders
- Plasma Cutters
- Instrumentation
- Test Equipment
- Enclosures and more

- Customized fan performances at multiple operating points.
- Peak efficiency resulting in lower total ownership costs.
- Cost effective and better reliability.

## Life Expectancy L10

25°C 80,000 Hours

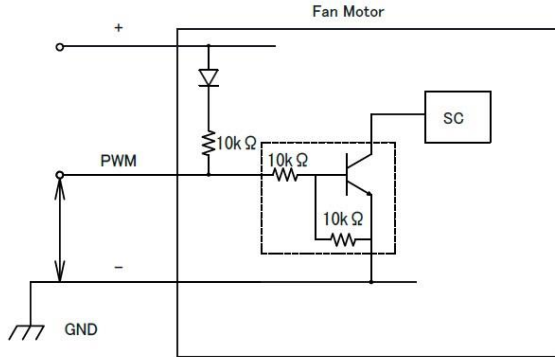
## Specifications

MODEL	Rated Voltage	Operating Voltage	Current		Input Power		Speed	Max. Air Flow		Max. Static Pressure		Noise	Mass
			Avg	Max	Avg	Max		(CFM) <sup>*1</sup>	(m <sup>3</sup> /min) <sup>*1</sup>	(inH <sub>2</sub> O) <sup>*1</sup>	(Pa) <sup>*1</sup>		
	(V)	(V)	(A) <sup>*1</sup>	(A) <sup>*1</sup>	(W) <sup>*1</sup>	(W) <sup>*1</sup>	(min <sup>-1</sup> ) <sup>*1</sup>	(CFM) <sup>*1</sup>	(m <sup>3</sup> /min) <sup>*1</sup>	(inH <sub>2</sub> O) <sup>*1</sup>	(Pa) <sup>*1</sup>	(dB) <sup>*1</sup>	(g)
08038RA-12Q-EU-04	12	7.0 ~13.8	1.15	1.60	13.80	19.20	6500	91.8	2.60	1.04	260	56.0	210

\*1: Maximum Values in Free Air

## PWM Specifications

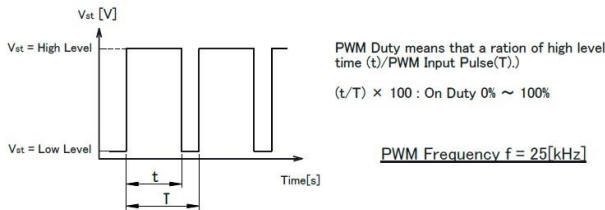
### PWM CONTROL CONNECTION



#### 1. PWM Control

- V<sub>st</sub> = Low Level (0V~0.4V) → Stop (On Duty 0%)
- V<sub>st</sub> = High Level → Full Speed (On Duty 100%)
- V<sub>st</sub> = Open → Full Speed

#### 2. PWM Duty & PWM Input Pulse



## TACHO Specifications

### TACHO SIGNAL

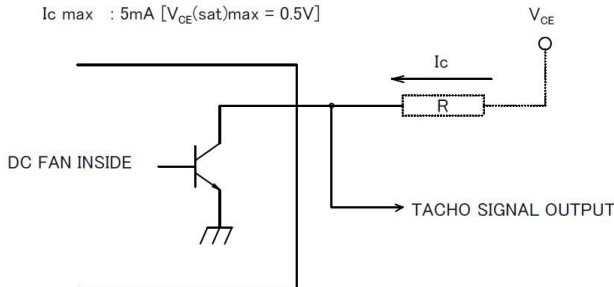
1. OUTPUT CIRCUIT : OPEN COLLECTOR
2. SPECIFICATION

Ta=25°C

Absolute Maximum Ratings at Ta=25°C

V<sub>CE</sub> max : +15V

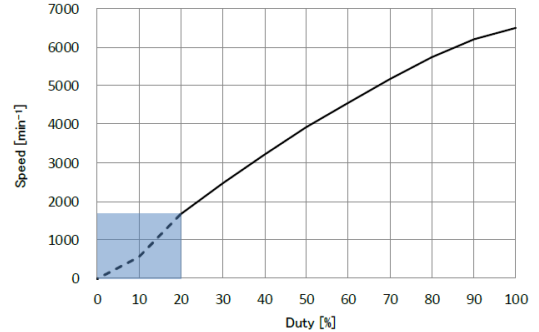
I<sub>c</sub> max : 5mA [V<sub>CE(sat)</sub>max = 0.5V]



TACHO SIGNAL CIRCUIT

## PWM Characteristics Curve

Reference PWM Duty VS Speed  
Conditions: at rating Voltage, V<sub>st</sub>=5.0V, f=25kHz, Ta=25°C



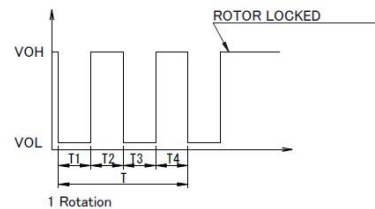
#### 3. The condition for PWM control are as follows.

- When you use this under PWM control, always be sure the motor's operation under practical mounting state. Fan motor may not start up caused by PWM control at very low speed condition.
- To run at Rating Voltage.
- Please use the start with Duty 20% or more at 25kHz. [At rated voltage input, Ambient temperature 25°C]

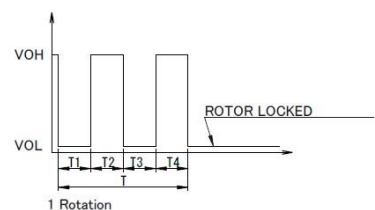
#### 3. OUTPUT WAVEFORM : AT RATED VOLTAGE

##### OUTPUT SIGNAL VOLTAGE

3-1 Case-1



3-2 Case-2

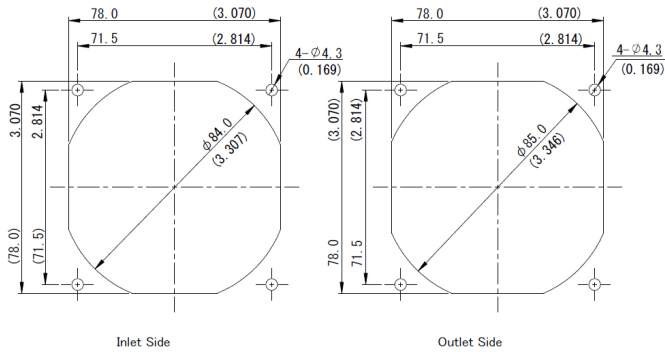


- 1) When the rotor is locked at VOH position of signal, signal keeps VOH position.
- 2) When the rotor is locked at VOL position of signal, signal keeps VOL position.
- 3) T=T1+T2+T3+T4=60./m=1 rotation

m : min<sup>-1</sup>

Tach Duty Cycle=50%±10%

## Panel Cut-Outs



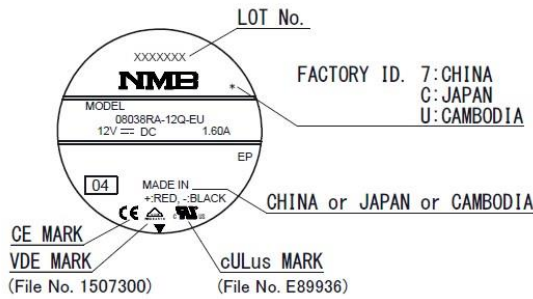
Unit: mm (inch)

## Materials

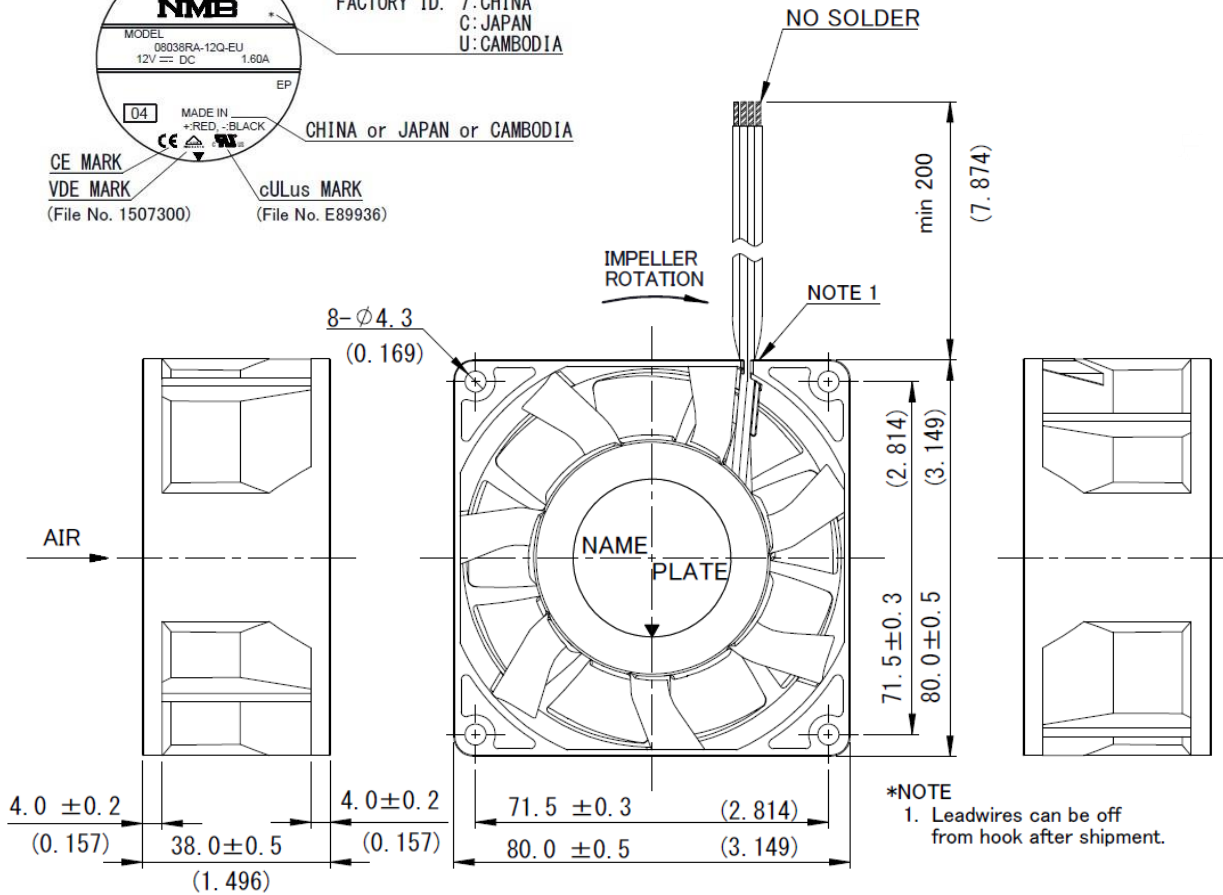
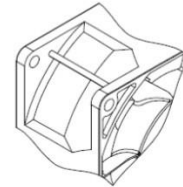
- Casing : Plastic (Black UL94V-0)
- Impeller : Plastic (Black UL94V-0)
- Bearing : Ball Bearing
- Lead Wire : UL1007 AWG24
  - (+) : Red (-) : Black
  - PWM : Brown Tach : White

## Outline

Name Plate



## FLANGE TYPE



Unit: (mm) inch

# Mouser Electronics

Authorized Distributor

Click to View Pricing, Inventory, Delivery & Lifecycle Information:

[NMB Technologies:](#)

[08038RA-12Q-EU-04](#)