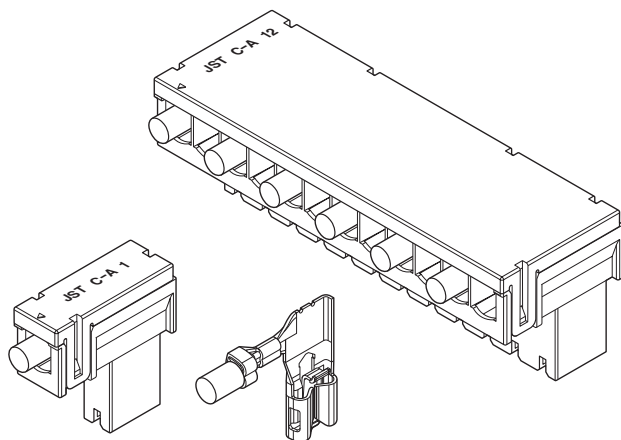


RASRSF CONNECTOR

Right Angle RAST5 connectors



• Right angle design

Right angle design allows ease of harness routing in tight places. Available in one circuit to twelve circuits.

• Easy insertion, positive locking

The combination of terminal and housing allows easy mating to a male tab. Un-mating is equally easy. Simply hold the housing and pull. The contact locking spring is depressed by the taper inside the housing. The locking mechanism prevents accidental disengagement of the contact from the mating tab.

• Ultra low insertion force

The contact is designed as a low insertion force with a large contact area to give stable performance, even when high current is applied.

• Contact back out preventive design

Innovative contact and housing design eliminates contact back out caused due to damaged locking lances during termination and harness assembly.

• Keying options

Selective removal of built-in keys and blocking housing cavities, allows for an infinite number of keying possibilities. The cover can be molded in various colors.

Specifications

- Current rating: 15A AC, DC max.(AWG #14)
(20A Contact under development)
- Voltage rating: 250V AC, DC max.
- Temperature range: -40°C to +105°C
(including temperature rise in applying electrical current)
- Contact resistance: Initial value/ 3m Ω max.
After environmental testing/ 6m Ω max.
- Insulation resistance: 1,000M Ω min.
- Withstanding voltage: 2,000V AC/minute
- Applicable wire: AWG #18 to #14

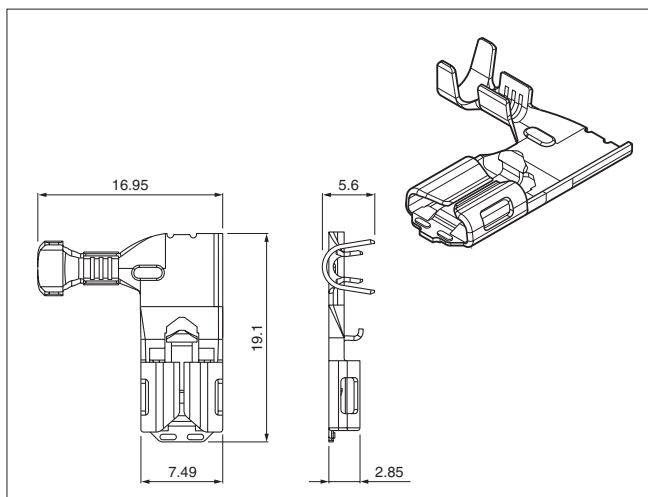
* Refer to "General Instruction and Notice when using Terminals and Connectors" at the end of this catalog.

* Contact JST for details.

Standards

Recognized E60389

Contact



Model No.	Applicable wire			Q'ty / reel
	mm ²	AWG# UL1015	Insulation O.D. (mm)	
RASRSF-61-250A	0.82~2.08	18~14,	3.0~3.9	5,000
RASRSF-61T-250A		18+18~20+20		

Material and Finish

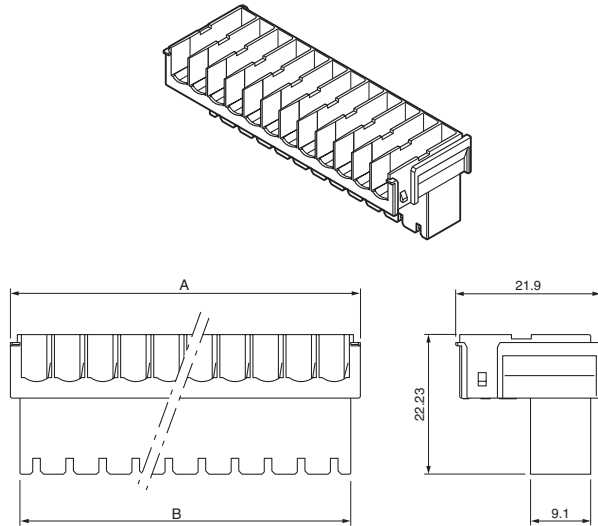
RASRSF-61T-250A: Brass, tin-plated

RASRSF-61-250A: Brass

Contact	Applicator	
	Crimp applicator	Dies set
RASRSF-61()-250A	CMKS-L	CDSRASRSF61250

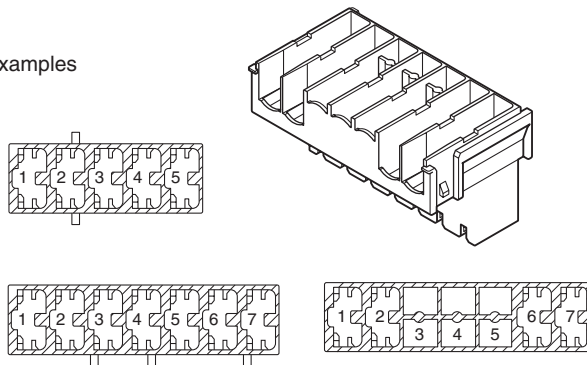
RARSF CONNECTOR

Housing



Different keying and blocked configurations available upon request

Examples

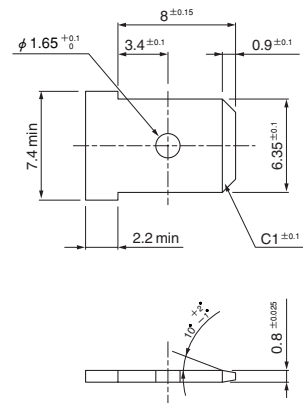


Circuits	Model No	Dimensions (mm)		Q'ty / box	Applicable Contact
		A	B		
1	RARSFP-1V-00	7.9	5.0	5,000	RASRSF-61-250A RASRSF-61T-250A
2	RARSFP-2V-00	12.9	10.0	3,000	
3	RARSFP-3V-00	17.9	15.0	2,000	
4	RARSFP-4V-00	22.9	20.0	2,000	
5	RARSFP-5V-00	27.9	25.0	1,500	
6	RARSFP-6V-00	32.9	30.0	1,000	
7	RARSFP-7V-00	37.9	35.0	1,000	
8	RARSFP-8V-00	42.9	40.0	1,000	
9	RARSFP-9V-00	47.9	45.0	800	
10	RARSFP-10V-00	52.9	50.0	500	
11	RARSFP-11V-00	57.9	55.0	500	
12	RARSFP-12V-00	62.9	60.0	500	

Material

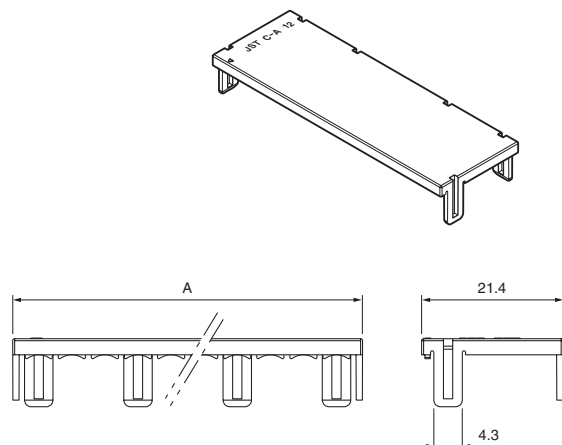
Glass-filled PBT, UL94V-0, natural (white)

Applicable tab



Note: Make Sure there are no unneeded ribs or other protuberances on the tab surfaces.

Cover



Circuits	Model No	Dimensions (mm)		Q'ty / box	Applicable Contact
		A			
1	RARSFC-1V	7.9		10,000	RASRSF-61-250A RASRSF-61T-250A
2	RARSFC-2V	12.9		6,000	
3	RARSFC-3V	17.9		5,000	
4	RARSFC-4V	22.9		4,000	
5	RARSFC-5V	27.9		3,000	
6	RARSFC-6V	32.9		2,000	
7	RARSFC-7V	37.9		2,000	
8	RARSFC-8V	42.9		2,000	
9	RARSFC-9V	47.9		1,600	
10	RARSFC-10V	52.9		1,000	
11	RARSFC-11V	57.9		1,000	
12	RARSFC-12V	62.9		1,000	

Material

Glass-filled PBT, UL94V-0, natural (white)

Mouser Electronics

Authorized Distributor

Click to View Pricing, Inventory, Delivery & Lifecycle Information:

[JST:](#)

[RSFP-2.3\(4\)V-00](#)