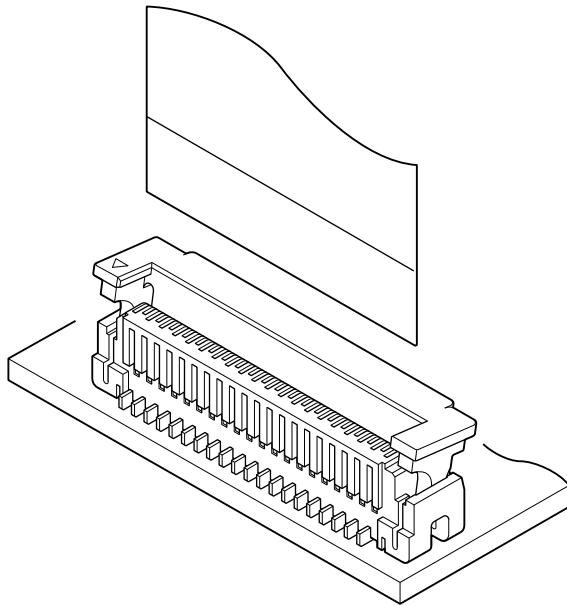




FXZT CONNECTOR

0.3 mm pitch/Connectors for FPC



Vertical 0.3 mm pitch ZIF type connector.
This connector was mainly developed to connect FPC and subminiature digital products such as DVC, DSC, PDAs and so on.

- Vertical ZIF type FPC connector
- Space saving
- Adoption of slider structure

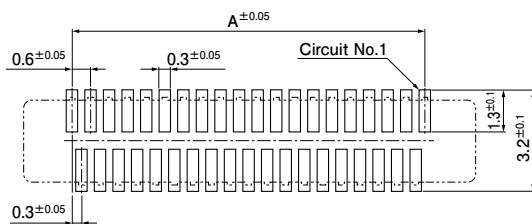
Specifications

- Current rating: 0.2 A AC/DC
- Voltage rating: 50 V AC/DC
- Temperature range: -25°C to +85°C
(including temperature rise in applying electrical current)
- Contact resistance: Initial value/ 50 mΩ max.
After environmental tests/ 50 mΩ max.
(variation from initial value)
- Insulation resistance: 50 MΩ min.
- Withstanding voltage: 200 VAC/minute
- Applicable FPC: Conductor pitch/ 0.3 mm
(0.6 mm pitch staggered)
Conductor width/ 0.3 mm
Mating part thickness/ 0.2 ± 0.03 mm
- * In using the products, refer to "Handling Precaution for Terminal and Connector" described on our website (Technical documents of Product information page).
- * RoHS2 compliance
- * Dimensional unit: mm
- * Contact JST for details.

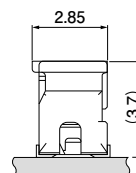
Standards

Ⓜ Recognized E60389

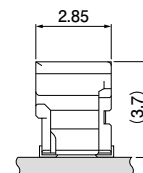
PC board layout and Assembly layout



Inner lock type
(39 circuits or less)



Outer lock type
(41 circuits or more)



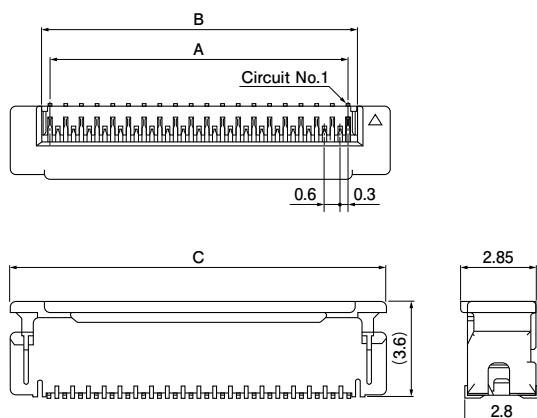
Note: 1. The above figure is the figure viewed from the connector mounting side.
2. Tolerances are non-cumulative: ± 0.05 mm for all centers.
The dimensions above should serve as a guideline. Contact JST for details.

FXZT CONNECTOR

Connector

Inner lock type

(39 circuits or less)



No. of circuits	Model No.	Dimensions (mm)			Q'ty/ reel
		A	B	C	
17	17FXZT-SM1-GAN-TF	4.8	5.4	8.0	2,000
21	21FXZT-SM1-GAN-TF	6.0	6.6	9.2	2,000
23	23FXZT-SM1-GAN-TF	6.6	7.2	9.8	2,000
27	27FXZT-SM1-GAN-TF	7.8	8.4	11.0	2,000
31	31FXZT-SM1-GAN-TF	9.0	9.6	12.2	2,000
33	33FXZT-SM1-GAN-TF	9.6	10.2	12.8	2,000
39	39FXZT-SM1-GAN-TF	11.4	12.0	14.6	2,000

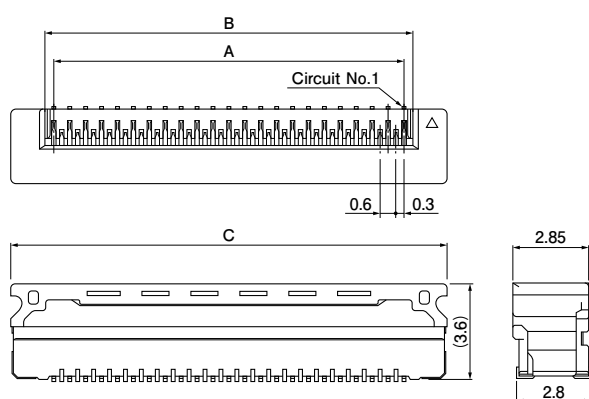
Material and Finish

Contact: Copper alloy, nickel-undercoated, gold-plated (nickel-stripe)
Slider housing: Heat resisting resin, UL94V-0, black
Socket housing: Heat resisting resin, UL94V-0, natural

RoHS2 compliance

Outer lock type

(41 circuits or more)



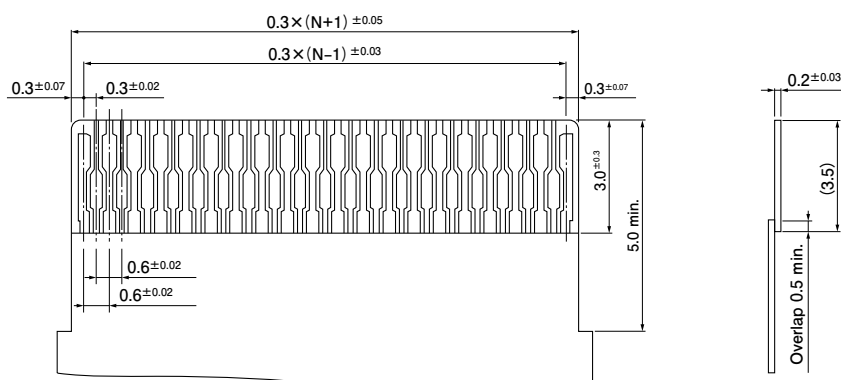
No. of circuits	Model No.	Dimensions (mm)			Q'ty/ reel
		A	B	C	
45	45FXZT-SM1-GAN-TF	13.2	13.8	16.4	2,000
51	51FXZT-SM1-GAN-TF	15.0	15.6	18.2	2,000

Material and Finish

Contact: Copper alloy, nickel-undercoated, gold-plated (nickel-stripe)
Slider housing: Heat resisting resin, UL94V-0, black
Socket housing: Heat resisting resin, UL94V-0, natural

RoHS2 compliance

Lead section dimensions of FPC



Note: N—Number of circuits

Mouser Electronics

Authorized Distributor

Click to View Pricing, Inventory, Delivery & Lifecycle Information:

[JST:](#)

[31FXZT-SM1-GAN-TF](#)