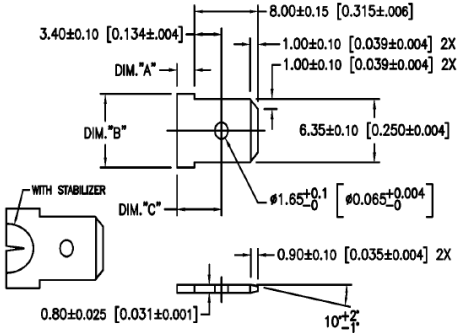


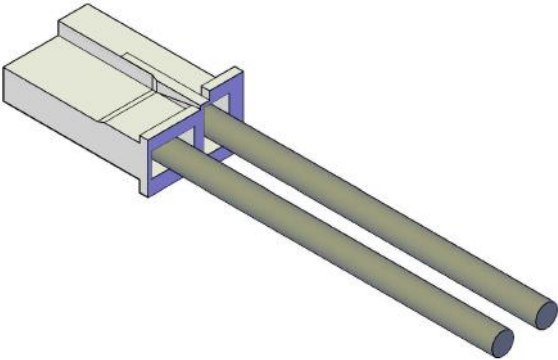
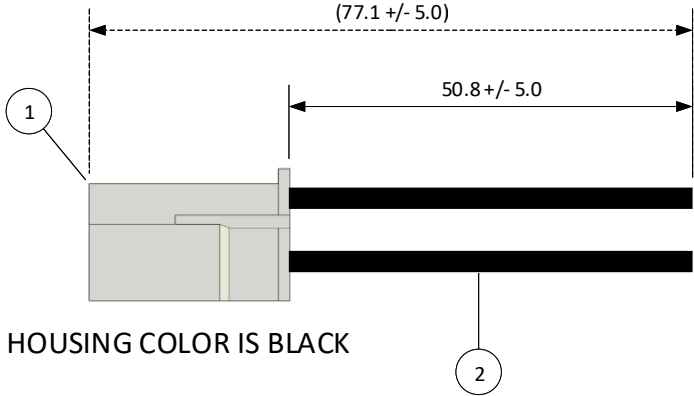
THIS DRAWING CONTAINS INFORMATION THAT IS PROPRIETARY TO J.S.T. AND SHALL NOT BE USED OR SHOWN WITHOUT WRITTEN PERMISSION.

4		3		2		1
ITEM	CONNECTOR PART NO.	DESCRIPTION	IPI CHECK	EOR CHECK	Applicable Tooling	
1	RSFP-2-LM	RSF CONNECTOR BLACK HOUSING, W-W			APPLICATOR	
2	SRSF-61-250A	RSF CONTACT - BRASS				
3	UL1015, 16 AWG	BLACK				

SUGGESTED MATING TAB NO SCALE			
	WITHOUT STABILIZER		WITH STABILIZER
DIM. "A"	2.20	[0.087] MIN.	4.20±0.15 [0.165±0.006]
DIM. "B"	7.40	[0.291] MIN.	7.98 [0.314] MIN.
DIM. "C"	5.90	[0.232] MAX.	(7.6)



MATING TAB NOTES:
4. MAT'L: BRASS.
FINISH: SUGGESTED NO PLATING.



JST

SCALE 1: 1	CUSTOMER NAME	CUSTOMER PART NO.
DIMENSIONS All dimensions are in MM with a tolerance of +/- 3.0 unless otherwise specified.	DESCRIPTION 2" INSIDE LENGTH – 2 POSITION, LIF, POS LOCK, .250, W-W INSULATED PLUG W/BLUNT LEADS, BLACK HSG MATES W/W-W RECPT 02RSFR16 K51K	
DRAWN BY STEVEN PILKINGTON	ASSEMBLY PART NO. A02RSFP16K51K	
CHECKED BY JUSTIN BAKER	DRAWING NO. & REVISION GAM-139	REVISED 3/15/2016

Mouser Electronics

Authorized Distributor

Click to View Pricing, Inventory, Delivery & Lifecycle Information:

[JST:](#)

[A02RSFP16K51K](#)