


# FLEX STACK

## FLEXIBLE .025" SQ BOARD STACKERS

(2.54 mm) .100" PITCH • DW/EW/ZW SERIES



### DW/EW/ZW

#### Board Mates:

SSW, SSQ, ESW, ESQ, CES, SLW, BSW, BCS, SSM, HLE, PHF

#### Cable Mates:

IDSS, IDSD

### SPECIFICATIONS

#### Insulator Material:

Black Glass Filled Polyester

#### Terminal Material:

Phosphor Bronze

#### Plating:

Au or Sn over  
50 μ" (1.27 μm) Ni

#### Operating Temp Range:

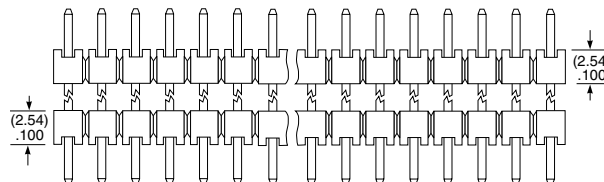
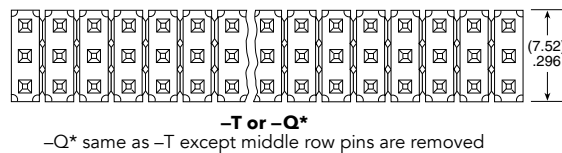
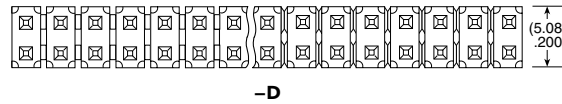
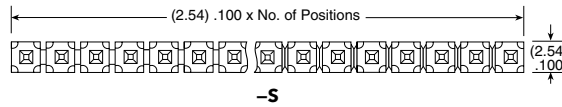
-55 °C to +125 °C with Gold  
-55 °C to +105 °C with Tin

### PROCESSING

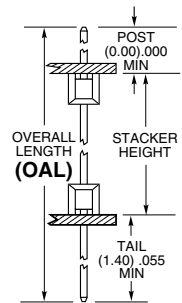
#### Lead-Free Solderable:

No, Lead Wave Only

SERIES	NO. PINS PER ROW	LEAD STYLE	PLATING OPTION	ROW OPTION	STACKER HEIGHT	OTHER OPTION
<b>DW</b> = (2.79 mm) .110" Tail	<b>01 thru 50</b>	<b>Specify LEAD STYLE from chart</b>	<b>-F</b> = Gold flash on contact, Matte Tin on tail	<b>-S</b> = Single Row	<b>-"XXX"</b> = Stacker Height (in inches) (5.08 mm) .200" minimum	<b>-"XXX"</b> = ZW Tail Length (in inches) (1.40 mm) .055" minimum
<b>EW</b> = (8.38 mm) .330" Tail			<b>-L</b> = 10 μ" (0.25 μm) Gold on contact area of longer tail, Matte Tin on tail	<b>-D</b> = Double Row	Example: -250 = (6.35 mm) .250"	Example: -250 = (6.35 mm) .250"
<b>ZW</b> = Custom Tail			<b>-G</b> = 10 μ" (0.25 μm) Gold on contact area of longer tail, Gold flash on balance	<b>-T</b> = Triple Row		<b>-LL</b> = Locking Lead (Shortest dimension between the tail and the post is the end that will be crimped. Available on tails from (2.29 mm) .090" to (7.87 mm) .310" only.) Single row, 01 & 02 positions & -Q row not available
			<b>-T</b> = Matte Tin	<b>-Q</b> = Double Row .200" (5.08 mm) row space		<b>-"XXX"</b> = Polarized (Specify omitted pin position)



LEAD STYLE	OAL
-07	(10.92) .430
-08	(13.46) .530
-09	(18.54) .730
-10	(21.08) .830
-11	(23.62) .930
-12	(26.16) 1.030
-13	(31.24) 1.230
-14	(36.32) 1.430
-15	(16.00) .630
-16	(11.30) .445
-17	(12.19) .480
-19	(33.78) 1.330
-20	(28.70) 1.130



#### Notes:

For added mechanical stability, Samtec recommends mechanical board spacers be used in applications with gold or selective gold plated connectors. Contact [jpg@samtec.com](mailto:jpg@samtec.com) for more information.

This Series is non-standard, non-returnable.

# Mouser Electronics

Authorized Distributor

Click to View Pricing, Inventory, Delivery & Lifecycle Information:

[Samtec:](#)

[ZW-10-12-L-D-725-080](#)