

# SHROUDED .025" SQ POST HEADERS

(2.54 mm) .100" PITCH • TSS/HTSS/ZSS SERIES



## TSS/HTSS/ZSS

**Mates:**  
SSW, SSQ, ESW, ESQ,  
SSM, BCS

### SPECIFICATIONS

**Insulator Material:**  
TSS, ZSS=Black Glass Filled Polyester  
HTSS=Natural PCT  
**Insulation Resistance:**  
5000 MΩ min  
**Terminal Material:**  
Phosphor Bronze  
**Plating:** Au or Sn over 50 μ" (1.27 μm) Ni  
**Operating Temp Range:**  
-55 °C to +125 °C with Gold  
-55 °C to +105 °C with Tin  
**Withstanding Voltage:**  
1000 VRMS

### PROCESSING

**Lead-Free Solderable:**  
HTSS=Yes  
TSS, ZSS=No, Lead Wave only  
**SMT Lead Coplanarity:**  
(0.15 mm) .006" max\*  
\*(.004" stencil solution may be available; contact ipg@samtec.com)

SERIES	1	NO. PINS PER ROW	LEAD STYLE	PLATING OPTION	ROW OPTION
--------	---	------------------	------------	----------------	------------

**TSS**  
= Connector Strip  
**HTSS**  
= High Temp Connector Strip

**03**  
(TSS only)  
**05, 07, 08, 10, 12, 13, 15, 17, 20, 25, 32, 36**  
(Standard sizes)

Specify LEAD STYLE from chart

**-F**  
= Gold flash on post, Matte Tin on tail  
(Not available on -DV)

**-L**  
= 10 μ" (0.25 μm) Gold on post, Matte Tin on tail

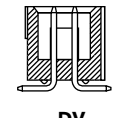
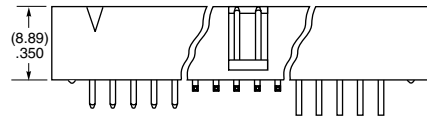
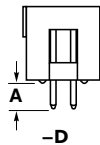
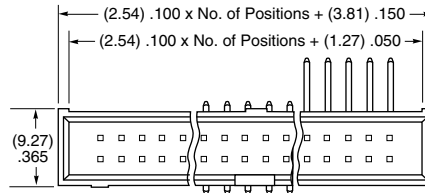
**-T**  
= Matte Tin

**-D**  
= Double Row Through-hole (lead style -01, -02 & -03 only)

**-DV**  
= Double Row Surface Mount (lead style -01 only) (HTSS only)

**-D-RA**  
= Double Row Right-angle (lead style -04 & -05 only)

LEAD STYLE	T/H (A)
-01	(2.92) .115
-02	(4.19) .165
-03	(14.35) .565



**-DV**  
(HTSS ONLY)

**-D-RA**

LEAD STYLE	RIGHT ANGLE (B)
-04	(3.30) .130
-05	(5.84) .230

ZSS	1	NO. PINS PER ROW	LEAD STYLE	PLATING OPTION	D	BODY HEIGHT
-----	---	------------------	------------	----------------	---	-------------

**03, 05, 07, 08, 10, 12, 13, 15, 17, 20, 25, 32, 36**  
(Standard sizes)

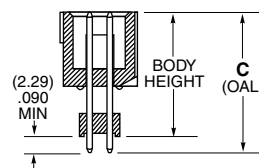
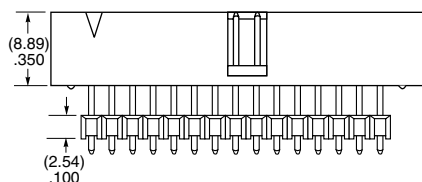
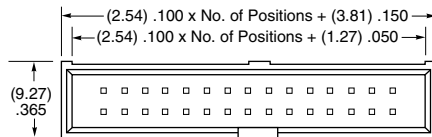
Specify LEAD STYLE from chart

**-F**  
= Gold flash on post, Matte Tin on tail

**-L**  
= 10 μ" (0.25 μm) Gold on post, Matte Tin on tail

**-T**  
= Matte Tin

**"XXXX"**  
= Body Height



LEAD STYLE	C (OAL)	MAX BODY HEIGHT
-01	(16.00) .630	(13.72) .540
-02	(18.54) .730	(16.26) .640
-03	(21.08) .830	(18.80) .740
-04	(23.62) .930	(21.34) .840
-05	(26.16) 1.030	(23.88) .940
-06	(28.70) 1.130	(26.42) 1.040
-07	(31.24) 1.230	(28.96) 1.140
-08	(33.78) 1.330	(31.50) 1.240
-09	(36.32) 1.430	(34.04) 1.340

**Note:**  
Some lengths, styles and options are non-standard, non-returnable. ZSS is non-standard, non-returnable.

**Note:**  
For added mechanical stability, Samtec recommends mechanical board spacers be used in applications with gold or selective gold plated connectors. Contact ipg@samtec.com for more information.

# Mouser Electronics

Authorized Distributor

Click to View Pricing, Inventory, Delivery & Lifecycle Information:

[Samtec:](#)

[ZSS-107-08-L-D-1200](#)