



HIGH-SPEED COMPRESSION INTERPOSER

(0.80 mm) .0315" AND (1.00 mm) .0394" PITCH

FEATURES & BENEFITS


- Dual compression contacts or single compression with solder balls
- BeCu Micro-formed contacts
- Performance up to 14 Gbps (ZAX Series) and 56 Gbps (ZA8H Series)
- Low-profile body height for a short signal path
- Highly customizable solutions
- Visit samtec.com?ZRDP for ultra-low profile Z-Ray® cable assembly



Solder Ball
Option

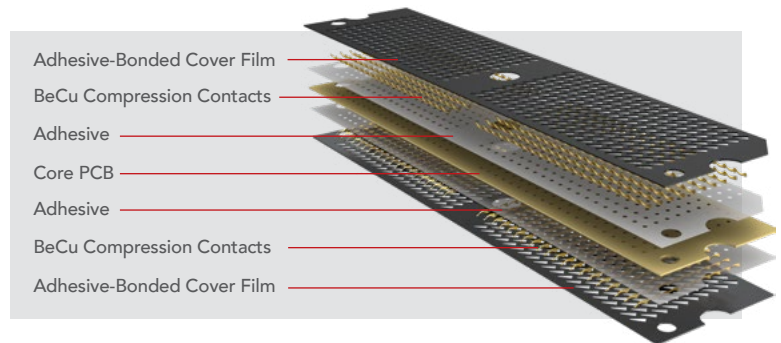


BeCu Compression
Contacts



Design & Construction

- One-piece design assembled into rugged low profile FR4 substrate under high pressure and temperature
- Built standard with a 1 mm board-to-board thickness
- Contacts are designed using BeCu foils that have been formed into the "beam" structure

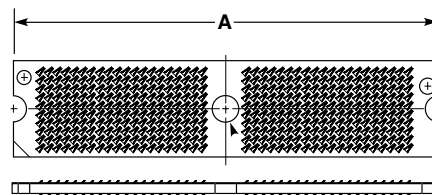



PERFORMANCE SPECIFICATIONS

		Single Compression w/ Solder Balls		Dual Compression		
Series		ZA8	ZA1	ZA8	ZA1	ZA8H
Pitch		0.80 mm	1.00 mm	0.80 mm	1.00 mm	0.80 mm
Max Row		25	20	50	58	50
Max Column		25	20	50	58	50
Thickness	Kapton Core	N/A	N/A	0.33 mm	0.33 mm	0.33 mm
	FR4 Core	1.00 to 3 mm	1.00 to 3 mm	0.5 to 3 mm	0.5 to 3 mm	N/A
Thickness Tolerance	Kapton Core	N/A	N/A	±5%	±5%	±5%
	FR4 Core	±10%	±10%	±10%	±10%	N/A
Deflection / Normal Force per Pin		0.20 mm / 30g				
Operating Temperature		-55°C to +105°C (Single Cycle only above 85°C)				

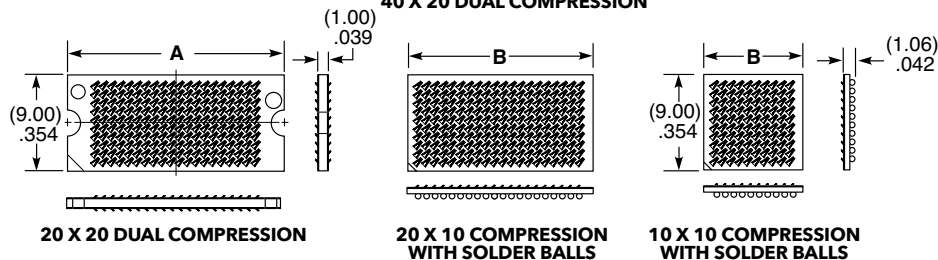
(0.80 mm) .0315" PITCH • HIGH-SPEED COMPRESSION INTERPOSER

ZA8	POSITIONS PER ROW	TERMINATION	HEIGHT	PLATING OPTION	NO. OF ROWS	SOLDER TYPE
	-10, -20, -30, -40	-1 = Single Compression with Solder Balls (-10 & -20 positions only)	-1.00 = (1.00 mm) .040" Height	-Z = 6 μ " (0.15 μ m) Gold in contact area	-10 = Ten Rows	(Termination -1 only) -1 = Lead -2 = Lead-Free
		-2 = Dual Compression (-10, -20, -30 & -40 positions only)				



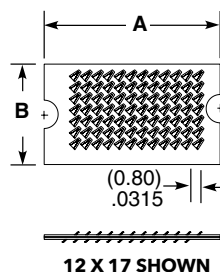

POSITIONS PER ROW	A	B
-10	(12.50) .492	(9.35) .368
-20	(20.50) .807	(17.35) .683
-30	(31.70) 1.248	N/A
-40	(39.70) 1.563	N/A

40 X 20 DUAL COMPRESSION



View complete specifications at: samtec.com?ZA8

ZA8H	NO. OF POSITIONS	HEIGHT	PLATING OPTION	NO. OF ROWS
	-06, -12, -24	-0.33 = (0.33 mm) .013" Height	-Z = 6 μ " (0.15 μ m) Gold in contact over 40 μ " to 100 μ " (1.02 μ m - 2.54 μ m) Nickel	-04 = Four Rows -07 = Seven Rows



NO. OF POSITIONS	A
-06	(7.80) .307
-12	(12.60) .496
-24	(22.20) .874

NO. OF ROWS	B
-04	(4.70) .185
-07	(7.10) .280



Notes:
Some sizes, styles and
options are non-standard,
non-returnable

View complete specifications at: samtec.com?ZA8H

Mouser Electronics

Authorized Distributor

Click to View Pricing, Inventory, Delivery & Lifecycle Information:

[Samtec:](#)

[ZA8-10-2-1.00-Z-10](#)