

# SURFACE MOUNT .025" SQ POST HEADER



(2.54 mm) .100" PITCH • TSM SERIES

## TSM

**Board Mates:**  
SSW, SSQ, SSM, BSW, ESW,  
ESQ, BCS, SLW, CES, HLE

**Cable Mates:**  
IDSS, IDSD



02 thru 36

Specify  
LEAD STYLE  
from chart

## SPECIFICATIONS

**Insulator Material:**  
Black Liquid Crystal Polymer

**Terminal Material:**  
Phosphor Bronze

**Plating:**  
Au or Sn over  
50 μ" (1.27 μm) Ni

**Operating Temp Range:**  
-55 °C to +105 °C with Tin;  
-55 °C to +125 °C with Gold

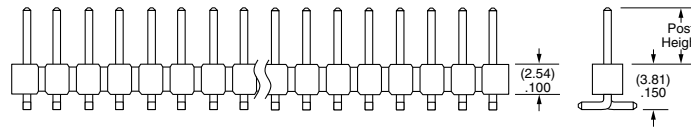
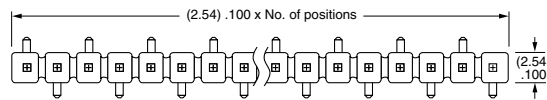
**Voltage Rating:**  
475 VAC -SV/-DV mated with  
BCS or SSM

## PROCESSING

**Lead-Free Solderable:**  
Yes

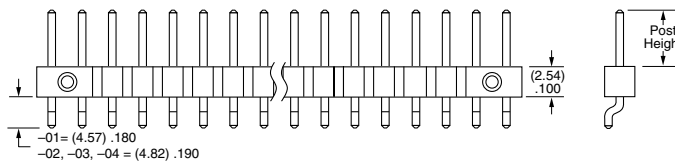
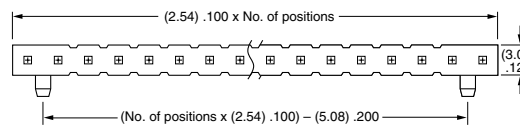
**-DH/-SH/-SV Lead Coplanarity:**  
(0.15 mm) .006" max (02-36)\*

**-DV Lead Coplanarity:**  
(0.10 mm) .004" max (02-05)  
(0.13 mm) .005" max (06-10)\*  
(0.15 mm) .006" max (11-36)\*  
\*(.004" stencil solution  
may be available; contact  
ipg@samtec.com)

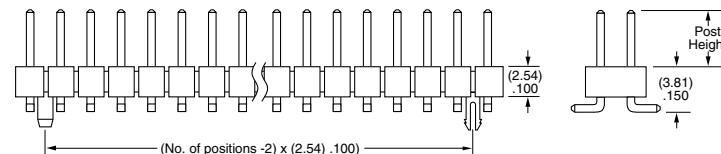
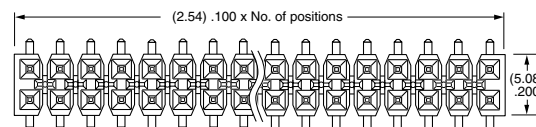


-SV Row Option

LEAD STYLE	POST HEIGHT	MATES WITH
-01	(5.84) .230	SSW, BCS, SSM, IDSS, IDSD
-02	(8.13) .320	SSM -DH
-03	(10.67) .420	Bottom Mount & Pass Through
-04	(3.05) .120	SLW, CES, HLE



-SH Row Option



-DV Row Option

MATES	CURRENT RATING (PER PIN)
TSM/SSW	4.7 A
TSM/SSM	5.4 A
TSM/HLE	4.1 A

2 POSITIONS POWERED

## Note:

Some lengths, styles and options are non-standard, non-returnable.



### PLATING OPTION

- F**  
= Gold flash on post, Matte Tin on tail
- L**  
= 10  $\mu$ " (0.25  $\mu$ m) Gold on post, Matte Tin on tail
- S**  
= 30  $\mu$ " (0.76  $\mu$ m) Gold on post, Matte Tin on tail
- T**  
= Matte Tin

### ROW OPTION

- SV**  
= Single Row Vertical Pin
- DV**  
= Double Row Vertical Pin
- SH**  
= Single Row Horizontal Pin
- DH**  
= Double Row Horizontal Pin (Style -01, -02 or -03 only)
- TM**  
= Triple Row Vertical Mixed Technology (Style -01 only) (02 thru 30 positions only)
- MT**  
= Mixed Technology Pin (Style -01, -02 or -03 only)

### OTHER OPTIONS

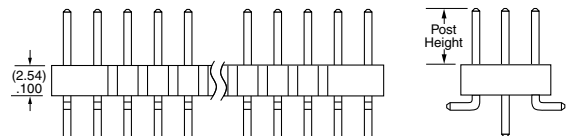
- "XXX"**  
= Polarized Position
- A**  
= Alignment Pin  
metal or plastic at Samtec discretion (Not available with -TM or -MT) (02 positions minimum) (Not available with -LC)
- LC**  
= Locking Clip  
(Not available with -TM) (3 positions minimum) (Not available with -A) (Manual placement required)
- K**  
= (6.50 mm) .256" DIA Polyimide Film Pick & Place Pad  
(-SH: 4 positions minimum without -TR; 2 & 3 positions available with -TR) (-DH: 4 positions minimum without -TR)
- P**  
= Plastic Pick & Place Pad  
(-DV: 4 positions minimum without -TR; 2 & 3 positions available with -TR) (-SH: 4 positions minimum without -TR; 2 & 3 positions available with -TR) (-DH: 5 positions minimum without -TR) (-SV: 4 positions minimum without -TR; 2 & 3 positions available with -TR)
- TR**  
= Tape & Reel  
-SV: 02-22 positions, -DV: 02-28 positions, -SH: 02-30 positions, -DH: 02-29 positions (Not available with -MT or -TM)
- FR**  
= Full Reel Tape & Reel  
(must order maximum quantity per reel; contact Samtec for quantity breaks)  
-SV: 02-22 positions, -DV: 02-28 positions, -SH: 02-30 positions, -DH: 02-29 positions (Not available with -MT or -TM)



**-DH Row Option**



**-MT Row Option**



**-TM Row Option**

# Mouser Electronics

Authorized Distributor

Click to View Pricing, Inventory, Delivery & Lifecycle Information:

[Samtec:](#)

[TSM-116-04-F-DV-P-TR](#)