

SURFACE MOUNT .025" SQ POST HEADER



(2.54 mm) .100" PITCH • TSM SERIES

TSM

Board Mates:
SSW, SSQ, SSM, BSW, ESW,
ESQ, BCS, SLW, CES, HLE

Cable Mates:
IDSS, IDSD



02 thru 36

Specify
LEAD STYLE
from chart

SPECIFICATIONS

Insulator Material:
Black Liquid Crystal Polymer

Terminal Material:
Phosphor Bronze

Plating:
Au or Sn over
50 μ" (1.27 μm) Ni

Operating Temp Range:
-55 °C to +105 °C with Tin;
-55 °C to +125 °C with Gold

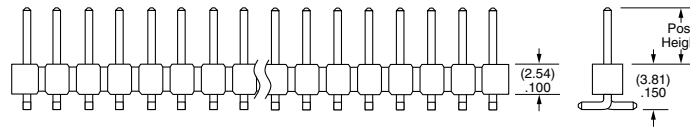
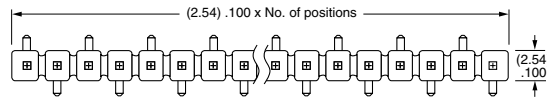
Voltage Rating:
475 VAC -SV/-DV mated with
BCS or SSM

PROCESSING

Lead-Free Solderable:
Yes

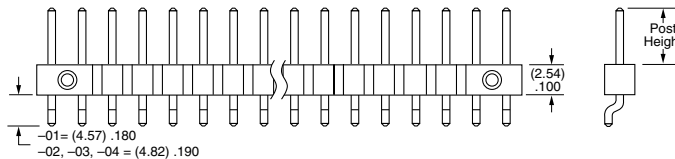
-DH/-SH/-SV Lead Coplanarity:
(0.15 mm) .006" max (02-36)*

-DV Lead Coplanarity:
(0.10 mm) .004" max (02-05)
(0.13 mm) .005" max (06-10)*
(0.15 mm) .006" max (11-36)*
*(.004" stencil solution
may be available; contact
ipg@samtec.com)

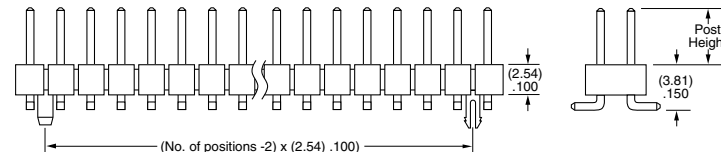
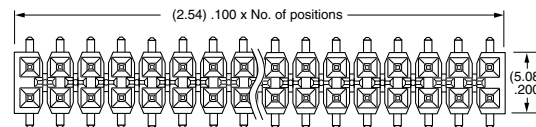


-SV Row Option

LEAD STYLE	POST HEIGHT	MATES WITH
-01	(5.84) .230	SSW, BCS, SSM, IDSS, IDSD
-02	(8.13) .320	SSM -DH
-03	(10.67) .420	Bottom Mount & Pass Through
-04	(3.05) .120	SLW, CES, HLE



-SH Row Option



-DV Row Option

MATES	CURRENT RATING (PER PIN)
TSM/SSW	4.7 A
TSM/SSM	5.4 A
TSM/HLE	4.1 A

2 POSITIONS POWERED

Note:
Some lengths, styles and
options are non-standard,
non-returnable.



PLATING OPTION

- F**
= Gold flash on post, Matte Tin on tail
- L**
= 10 μ " (0.25 μ m) Gold on post, Matte Tin on tail
- S**
= 30 μ " (0.76 μ m) Gold on post, Matte Tin on tail
- T**
= Matte Tin

ROW OPTION

- SV**
= Single Row Vertical Pin
- DV**
= Double Row Vertical Pin
- SH**
= Single Row Horizontal Pin
- DH**
= Double Row Horizontal Pin (Style -01, -02 or -03 only)
- TM**
= Triple Row Vertical Mixed Technology (Style -01 only) (02 thru 30 positions only)
- MT**
= Mixed Technology Pin (Style -01, -02 or -03 only)

OTHER OPTIONS

- "XXX"**
= Polarized Position
- A**
= Alignment Pin
metal or plastic at Samtec discretion (Not available with -TM or -MT) (02 positions minimum) (Not available with -LC)
- LC**
= Locking Clip
(Not available with -TM) (3 positions minimum) (Not available with -A) (Manual placement required)
- K**
= (6.50 mm) .256" DIA Polyimide Film Pick & Place Pad
(-SH: 4 positions minimum without -TR; 2 & 3 positions available with -TR) (-DH: 4 positions minimum without -TR)
- P**
= Plastic Pick & Place Pad
(-DV: 4 positions minimum without -TR; 2 & 3 positions available with -TR) (-SH: 4 positions minimum without -TR; 2 & 3 positions available with -TR) (-DH: 5 positions minimum without -TR) (-SV: 4 positions minimum without -TR; 2 & 3 positions available with -TR)
- TR**
= Tape & Reel
-SV: 02-22 positions, -DV: 02-28 positions, -SH: 02-30 positions, -DH: 02-29 positions (Not available with -MT or -TM)
- FR**
= Full Reel Tape & Reel
(must order maximum quantity per reel; contact Samtec for quantity breaks)
-SV: 02-22 positions, -DV: 02-28 positions, -SH: 02-30 positions, -DH: 02-29 positions (Not available with -MT or -TM)



-DH Row Option



-MT Row Option



-TM Row Option

Mouser Electronics

Authorized Distributor

Click to View Pricing, Inventory, Delivery & Lifecycle Information:

[Samtec:](#)

[TSM-108-02-T-SH-A-P-TR](#)