


LOW-PROFILE SMT HEADER

(2.00 mm) .0787" PITCH • TMM SERIES



TMM

Board Mates:

CLT, SQT, SQW, ESQT, TLE, SMM, MMS

Cable Mates:

TCSD

SPECIFICATIONS

Insulator Material:

Black Liquid Crystal Polymer

Terminal Material:

Phosphor Bronze

Plating:

Sn or Au over
50 μ" (1.27 μm) Ni

Current Rating:

3.2 A per pin
(2 pins powered)

Operating Temp Range:

-55 °C to +105 °C with Tin;
-55 °C to +125 °C with Gold

Voltage Rating:

281 VAC mated with SQW;
250 VAC mated with SQT

PROCESSING

Lead-Free Solderable:

Yes

SMT Lead Coplanarity:

(0.15 mm) .006" max*
*(.004" stencil solution may be available; contact IPG@samtec.com)

ALSO AVAILABLE

Other plating
(MOQ Required)



TMM	1	NO. PINS PER ROW	LEAD STYLE	PLATING OPTION	ROW OPTION	SM	OTHER OPTION
-----	---	------------------	------------	----------------	------------	----	--------------

02 thru 40

Specify LEAD STYLE from chart

-F
= Gold flash on post, Matte Tin on tail

-L
= 10 μ" (0.25 μm) Gold on post, Matte Tin on tail

-S
= 30 μ" (0.76 μm) Gold on post, Matte Tin on tail

-T
= Matte Tin

-S
= Single Row

-D
= Double Row

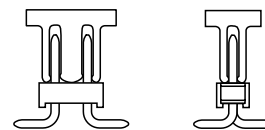
-A
= Alignment Pin (Metal or plastic at Samtec's discretion) (5 positions minimum) (-D only)

-"XXX"
= Polarized Position (Specify position of omitted pin)

-P
= Pick & Place Pad (3 positions minimum)

-TR
= Tape & Reel (3 thru 36 positions only)

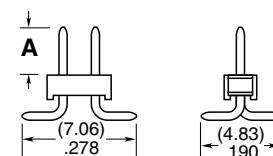
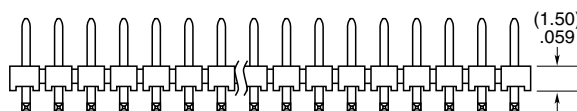
-FR
= Full Reel Tape & Reel (must order max. quantity per reel; contact Samtec for quantity breaks) (3 thru 36 positions only)



-P



LEAD STYLE	A	MATES WITH
-01	(3.20) .126	SQT, SQW, ESQT, TLE, SMM, MMS, TCSD
-04	(1.91) .075	CLT
-05	(1.65) .065	
-06	(4.27) .168	CLT-BE



-D

-S

Note:

Some lengths, styles and options are non-standard, non-returnable.

Mouser Electronics

Authorized Distributor

Click to View Pricing, Inventory, Delivery & Lifecycle Information:

[Samtec:](#)

[TMM-115-01-S-D](#)