

(2.54 mm) .100"

SSW, SSQ SERIES

THROUGH-HOLE .025" SQ POST SOCKET

SPECIFICATIONS

For complete specifications see www.samtec.com?SSW or www.samtec.com?SSQ

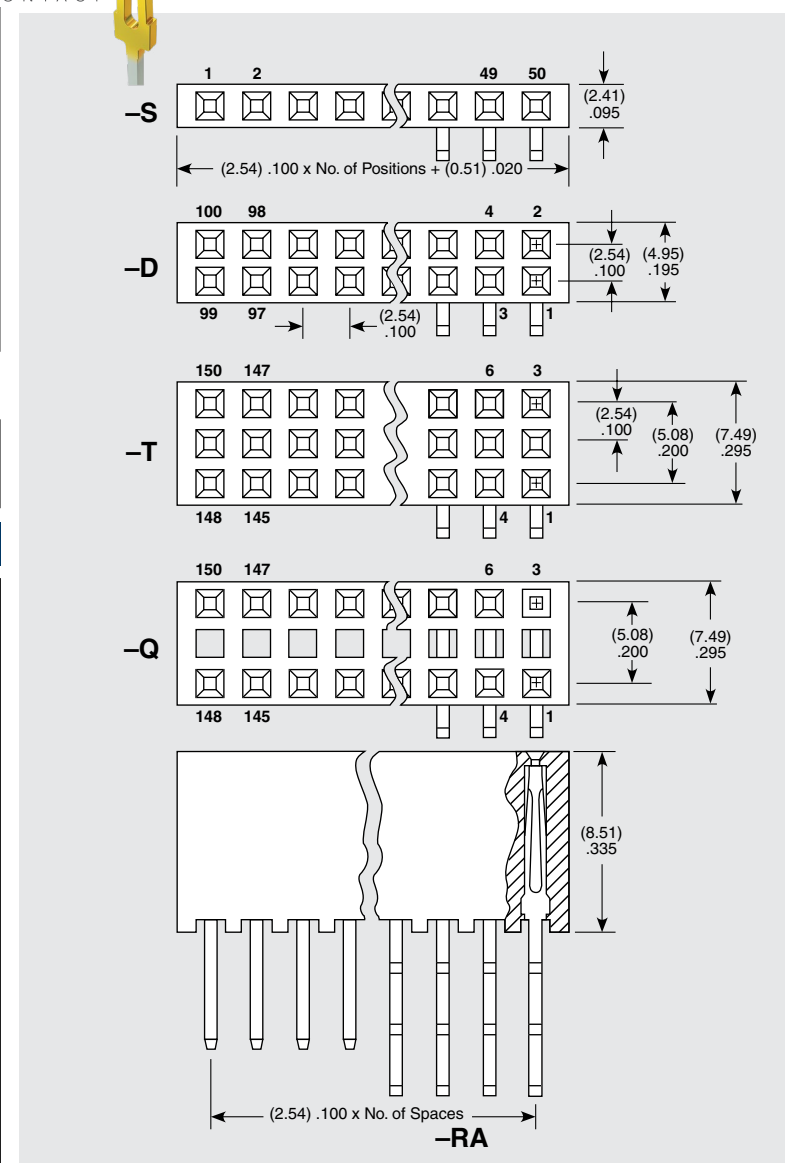
Insulator Material: Black Liquid Crystal Polymer (-S & -D) or Black High Temperature Thermoplastic (-T)
Contact Material: Phosphor Bronze
Plating: Au or Sn over 50 μ" (1.27 μm) Ni
Current Rating (SSW/TSM): 4.7 A per pin (2 pins powered)
Current Rating (SSQ/TSW): 6.3 A per pin (2 pins powered)
Operating Temp Range: -55 °C to +125 °C with Gold, -55 °C to +105 °C with Tin
Insertion Depth: (3.68 mm) .145" to (6.35 mm) .250"
Normal Force: Standard= 125 grams (4.4 N)
Max Cycles: 100 with 10 μ" (0.25 μm) Au
Voltage Rating: 465 VAC / 655 VDC
RoHS Compliant: Yes

Mates With: TSW, MTSW, MTLW, DW, EW, ZW, TSS, ZSS, TSM, TSSH, HTSS

HIGH-SPEED CHANNEL PERFORMANCE

Rating based on Samtec reference channel. For full SI performance data visit Samtec.com or contact SIG@samtec.com

8 Gbps



PROCESSING

Lead-Free Solderable: Yes
 -S and -D row option
 No, Lead Wave only:
 -P, -T and -Q row option

RECOGNITIONS

For complete scope of recognitions see www.samtec.com/quality



Note: Some lengths, styles and options are non-standard, non-returnable.

TYPE STRIP

SSW = Solder Tail

SSQ = Square Tail

PIN CENTERS

-1 = (2.54 mm) .100" Centers

NO. PINS PER ROW

LEAD STYLE

PLATING OPTION

-F = Gold flash on contact, Matte Tin on tail

-L = 10 μ" (0.25 μm) Gold on contact, Matte Tin on tail

-G = 20 μ" (0.51 μm) Gold on contact, Gold flash on tail

-T = Matte Tin (-T N/A on LIF contacts)

ROW OPTION

-S = Single Row

-P = Single Row (36 pins max)

-D = Double Row

-T = Triple Row

-Q = Double Row .200" (5.08 mm) row space (Outer rows filled only)

TAIL OPTION

-RA = Right-angle (Leave blank for straight pin version)

OTHER OPTION

-LL = Locking Lead

Two leads per strip crimped in opposite directions on or near centerline. Available on tails from (2.29 mm) .090" to (7.87 mm) .310" only. N/A with single row 1 or 2 positions.

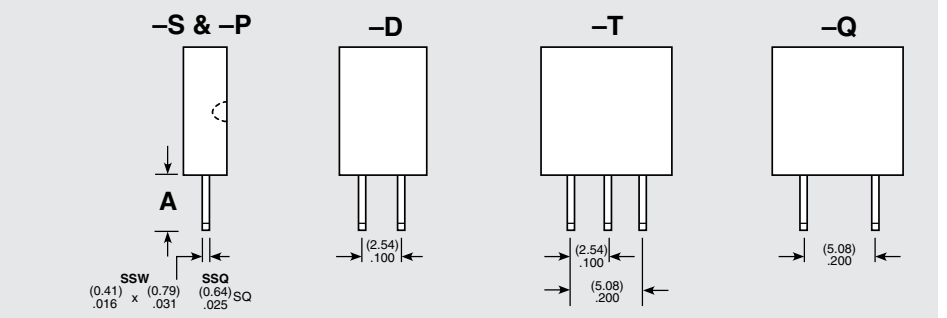
-"XXX" = Polarized (Specify "XXX" as position number)

ALSO AVAILABLE (MOQ Required)

- Other platings
- Notch option

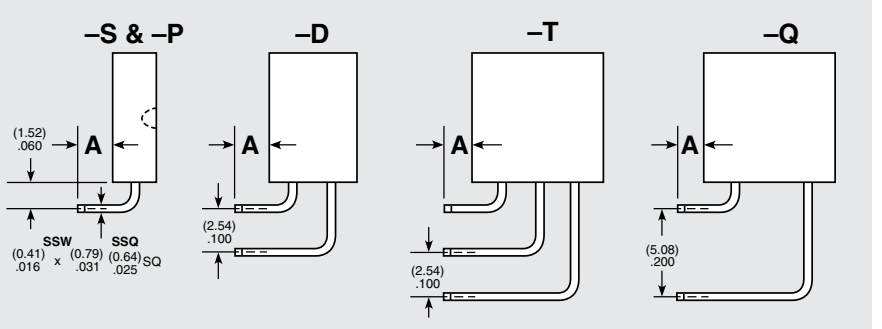
Straight Pin Versions (Specify "LEAD STYLE" from chart)

LEAD STYLE		SINGLE DOUBLE OR TRIPLE A
Standard Insertion Force	Low Insertion Force*	
-01	-21	(2.64) .104
-02	-22	(4.93) .194
-03	-23	(10.00) .394
-04	-24	(14.83) .584
-06**	Not Available	(3.15) .124



Right-Angle Versions (Specify "LEAD STYLE" from chart)

LEAD STYLE	SINGLE (-S) A	DOUBLE (-D) A	TRIPLE (-T & -Q) A
-02	-22	(2.54) .100	(2.54) .100
-03	-23	(7.62) .300	(7.62) .300
-04	-24	(12.45) .490	Not Available



Due to technical progress, all designs, specifications and components are subject to change without notice.

Due to technical progress, all designs, specifications and components are subject to change without notice.

Mouser Electronics

Authorized Distributor

Click to View Pricing, Inventory, Delivery & Lifecycle Information:

[Samtec:](#)

[SSQ-126-03-G-D-003](#)