

SMM	1	NO. PINS PER ROW	02	PLATING OPTION	ROW OPTION	OTHER OPTIONS
		02 thru 40		<p><b>-F</b> = Gold flash on contact, Matte Tin on tail</p> <p><b>-L</b> = 10 μ" (0.25 μm) Gold on contact, Matte Tin on tail</p> <p><b>-S</b> = 30 μ" (0.76 μm) Gold on contact, Matte Tin on tail</p>	<p><b>-S</b> = Single Row</p> <p><b>-D</b> = Double Row</p>	<p><b>-"XX"</b> = Polarized Position</p> <p><b>-K</b> = (5.50 mm) .217" DIA Polyimide Film Pick &amp; Place Pad (2 positions minimum, -02 thru -05 requires -TR)</p> <p><b>-P</b> = Plastic Pick &amp; Place Pad (-02 thru -05 requires -TR)</p> <p><b>-TR</b> = Tape &amp; Reel Packaging (27 positions maximum)</p> <p><b>-FR</b> = Full Reel Tape &amp; Reel (must order maximum quantity per reel; contact Samtec for quantity breaks) (27 positions maximum)</p>

**SMM**

**Board Mates:**  
TMM, TMMH, MTMM, MMT, LTMM, TW, PTT, ZLTMM

**Cable Mates:**  
TCMD

**SPECIFICATIONS**

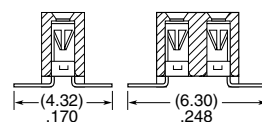
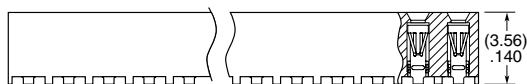
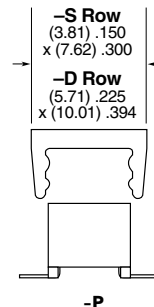
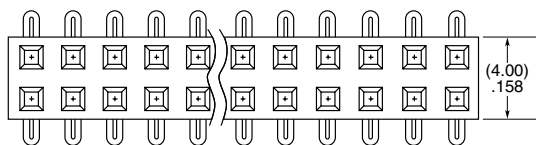
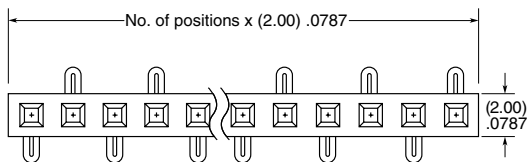
**Insulator Material:**  
Black Liquid Crystal Polymer  
**Contact Material:**  
BeCu  
**Plating:** Sn or Au over 50 μ" (1.27 μm) Ni  
**Current Rating (TMM/SMM):**  
3.2 A per pin (2 pins powered)  
**Voltage Rating:**  
350 VAC  
**Operating Temp Range:**  
-55 °C to +125 °C  
**Insertion Depth:**  
(3.05 mm) .120" to (3.25 mm) .128"  
**Max Cycles:**  
100 with 10 μ" (0.25 μm) Au

**PROCESSING**

**Lead-Free Solderable:**  
Yes  
**SMT Lead Coplanarity:**  
(0.10 mm) .004" max

**ALSO AVAILABLE**  
MOQ Required

Locking Clip  
(Manual placement required)  
Other platings



**Note:**  
Some lengths, styles and options are non-standard, non-returnable.

View complete specifications at: [samtec.com?SMM](http://samtec.com?SMM)

# Mouser Electronics

Authorized Distributor

Click to View Pricing, Inventory, Delivery & Lifecycle Information:

[Samtec:](#)

[SMM-111-02-F-S](#)