

SMM	1	NO. PINS PER ROW	02	PLATING OPTION	ROW OPTION	OTHER OPTIONS
		02 thru 40		<p><b>-F</b> = Gold flash on contact, Matte Tin on tail</p> <p><b>-L</b> = 10 μ" (0.25 μm) Gold on contact, Matte Tin on tail</p> <p><b>-S</b> = 30 μ" (0.76 μm) Gold on contact, Matte Tin on tail</p>	<p><b>-S</b> = Single Row</p> <p><b>-D</b> = Double Row</p>	<p><b>-XX"</b> = Polarized Position</p> <p><b>-K</b> = (5.50 mm) .217" DIA Polyimide Film Pick &amp; Place Pad (2 positions minimum, -02 thru -05 requires -TR)</p> <p><b>-P</b> = Plastic Pick &amp; Place Pad (-02 thru -05 requires -TR)</p> <p><b>-TR</b> = Tape &amp; Reel Packaging (27 positions maximum)</p> <p><b>-FR</b> = Full Reel Tape &amp; Reel (must order maximum quantity per reel; contact Samtec for quantity breaks) (27 positions maximum)</p>

**SMM**

**Board Mates:**

TMM, TMMH, MTMM, MMT, LTMM, TW, PTT, ZLTMM

**Cable Mates:**

TCMD

**SPECIFICATIONS**

**Insulator Material:**

Black Liquid Crystal Polymer

**Contact Material:**

BeCu

**Plating:** Sn or Au over

50 μ" (1.27 μm) Ni

**Current Rating (TMM/SMM):**

3.2 A per pin

(2 pins powered)

**Voltage Rating:**

350 VAC

**Operating Temp Range:**

-55 °C to +125 °C

**Insertion Depth:**

(3.05 mm) .120" to

(3.25 mm) .128"

**Max Cycles:**

100 with 10 μ" (0.25 μm) Au

**PROCESSING**

**Lead-Free Solderable:**

Yes

**SMT Lead Coplanarity:**

(0.10 mm) .004" max

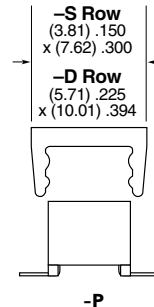
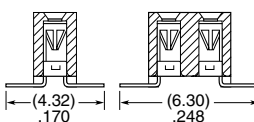
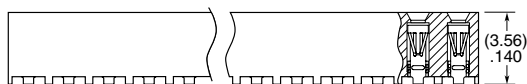
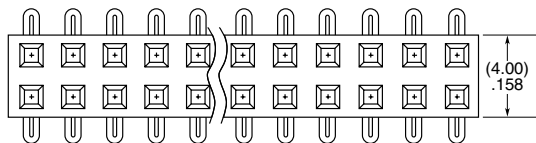
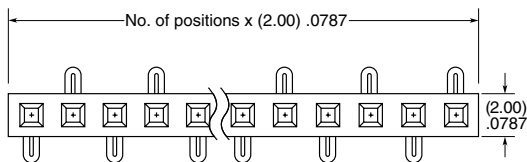
**ALSO AVAILABLE**

MOQ Required

Locking Clip

(Manual placement required)

Other platings



**Note:**

Some lengths, styles and options are non-standard, non-returnable.

View complete specifications at: [samtec.com?SMM](http://samtec.com?SMM)

# Mouser Electronics

Authorized Distributor

Click to View Pricing, Inventory, Delivery & Lifecycle Information:

[Samtec:](#)

[SMM-121-02-S-S-TR](#)