

# RUGGED TIGER EYE™ SYSTEMS

(1.27 mm) .050" PITCH

MAX  
**3.2**  
A m p s

**8**  
G b p s

## FEATURES & BENEFITS

- Screw down, locking clip, friction latching and weld tab ruggedizing options
- Shrouded, polarized and keyed
- Surface mount or through-hole tails
- High-density, four row design (FOLC/MOLC Series)
- Discrete wire assemblies available in single or double row, 28 and 30 AWG PVC or Teflon® wire; contact [asp@samtec.com](mailto:asp@samtec.com) for custom solutions
- Cable components (ISDF/CC03) and tooling available

Dupont™ Teflon® is a registered trademark of the E.I. du Pont de Nemours and Company or its affiliates.

## KEY SPECIFICATIONS (TFM/SFM)

PITCH	STACK HEIGHTS	INSULATOR MATERIAL	CONTACT MATERIAL	PLATING	OPERATING TEMP RANGE	CURRENT RATING	VOLTAGE RATING	MAX CYCLES
1.27 mm	6 to 12 mm	Black LCP	BeCu (SFM) Phosphor Bronze (TFM)	Au or Sn over 50 μ" (1.27 μm) Ni	-55 °C to +125 °C	3.2 A per pin (2 pins powered)	250 VAC	10,000 with 30 μ" (0.76 μm) Au  (Call Samtec for E.L.P.™ plating option)

**TIGER™  
EYE**  
CONTACT



IDC cable assemblies with rugged strain relief (FFSD/FFMD, FFTP/FMTP)



Locking for increased unmating force (SFML/TFML)

**(1.27 mm) .050" PITCH • SMT/THROUGH-HOLE SOCKET**

SERIES	1	NO. PINS PER ROW	LEAD STYLE	PLATING OPTION	ROW OPTION	OPTIONS		
<b>SFM</b> = Standard		<b>03, 04, 06, 08</b> (SFM only)	(Surface Mount) <b>-02</b> = Tiger Eye™ Contact (BeCu) <b>-L2</b> = Low Insertion Force Tiger Eye™ Contact (BeCu) <b>-T2</b> = Tiger Eye™ LITE Contact (Phosphor Bronze)	(Through-hole) <b>-01, -03</b> = Tiger Eye™ Contact (BeCu) <b>-L1, -L3</b> = Low Insertion Force Tiger Eye™ Contact (BeCu) <b>-T1</b> = Tiger Eye™ LITE Contact (Phosphor Bronze)	<b>-L</b> = 10 μm (0.25 μm) Gold on contact, Matte Tin on tail (Call Samtec for E.L.P.™ plating option)	<b>-S</b> = Single Row (SFM only) <b>-D</b> = Double Row <b>-SH</b> = Single Horizontal (05 thru 30 positions only) (SFM only) (Lead style -02 only) <b>-DH</b> = Double Horizontal (05 thru 30 positions only) (SFM only) (Lead style -02 only)	Specify only -A, -LC or -DS (Not available with -DH, -SH) <b>-A</b> = Alignment Pin <b>-LC</b> = Locking Clip (Manual placement required) <b>-DS</b> = Dual Screw Down for (1.60 mm) .062" PCB (05 thru 40 positions only) (Lead styles -01, -02 & -03 only) (Requires -D row option) (Not available with SFML) (Mates with TFM-DS option) (Not available with -A, -LC, -K, -P, -XR)	Specify only -K or -P (Lead styles -02, -L2, -T2 only) <b>-K</b> = Polyimide film Pick & Place Pad (Not available with -DH, -SH) <b>-P</b> = Plastic Pick & Place Pad (Not available with -DH, -SH) Specify -TR or -FR last; Required for -DH & -SH. (Lead styles -02, -L2 & -T2 only) <b>-TR</b> = Tape & Reel <b>-FR</b> = Full Reel Tape & Reel (must order max. quantity per reel; contact Samtec for quantity breaks)

**SFM**

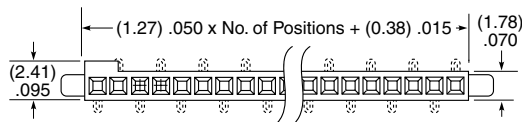
Board Mates:  
TFM

Cable Mates:  
TFSD, TFSS

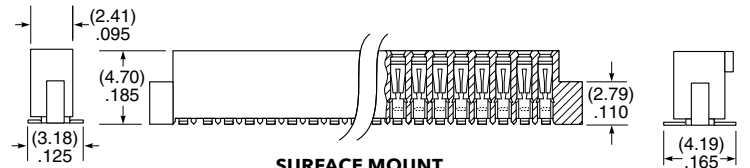


**SFML**

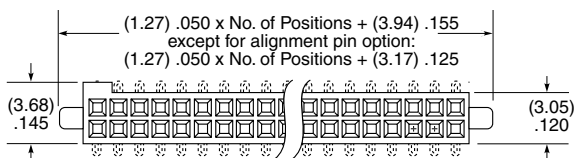
Board Mates:  
TFML



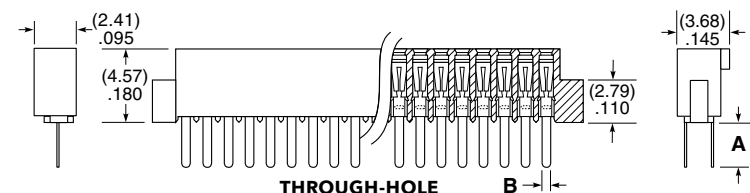
**SINGLE ROW**



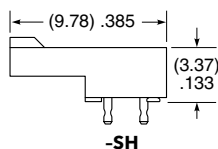
**SURFACE MOUNT**



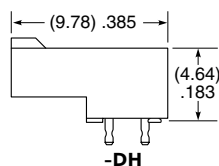
**DOUBLE ROW**



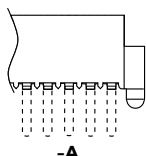
**THROUGH-HOLE**



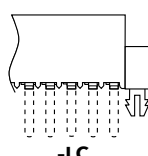
**-SH**



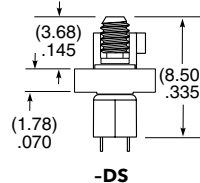
**-DH**



**-A**



**-LC**



**-DS**

LEAD STYLE	A	B
-01, -L1, -T1	(3.05) .120	(0.51) .020
-03, -L3	(1.91) .075	(0.41) .016

**Note:**  
Some lengths, styles and options are non-standard, non-returnable.

View complete specifications at: [samtec.com?SFM](http://samtec.com?SFM) & [samtec.com?SFML](http://samtec.com?SFML)

# Mouser Electronics

Authorized Distributor

Click to View Pricing, Inventory, Delivery & Lifecycle Information:

[Samtec:](#)

[SFM-115-01-L-S-A](#)