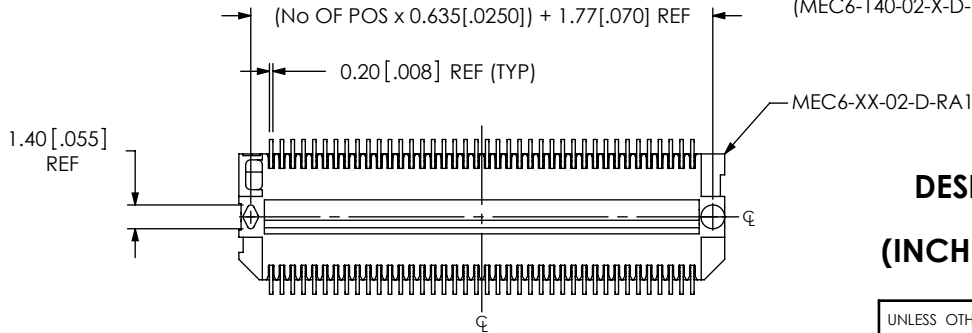
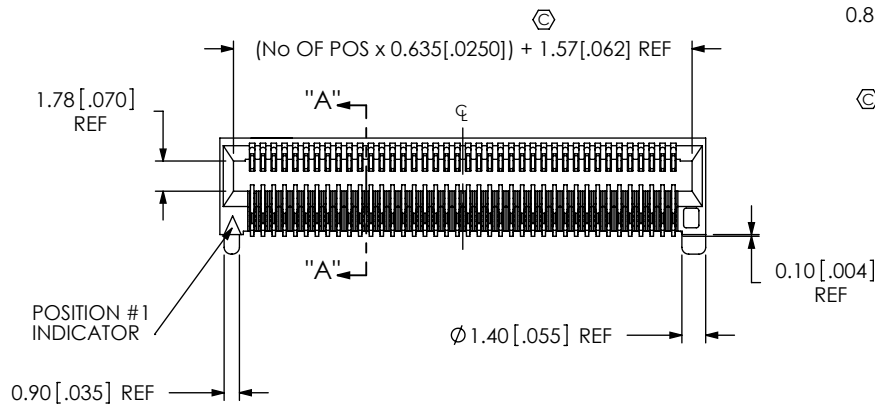
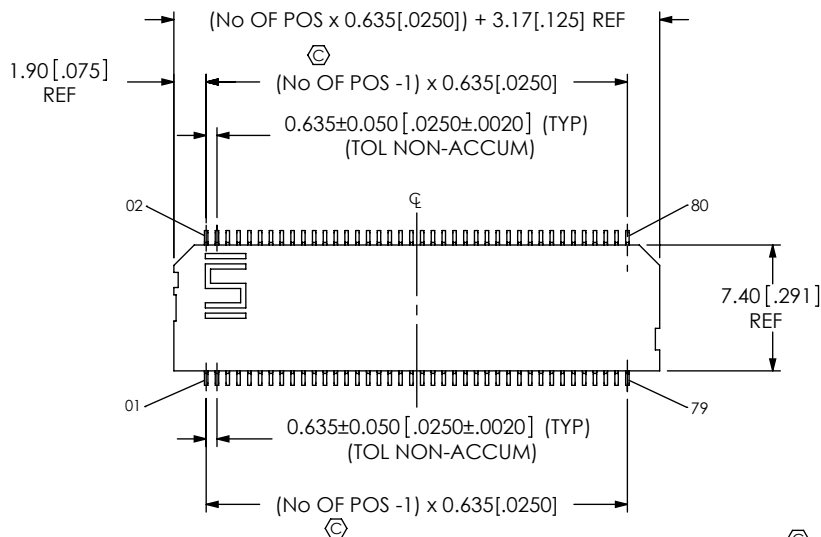


DO NOT SCALE FROM THIS PRINT



NOTES:

1. Ⓢ REPRESENTS A CRITICAL DIMENSION.
2. BURR ALLOWANCE: 0.038[.0015] MAX.
3. MINIMUM PUSHOUT FORCE: 2.22 N [.5 LB].
4. PARTS TO BE PACKAGED IN TRAYS, UNLESS -TR OPTION IS SPECIFIED.

TABLE 1	
No OF POS	COPLANARITY
-10 THRU -39	0.102[.0040]
-40 THRU -50	0.152[.0060]

MEC6-1XX-02-X-D-RAX-XX

- No OF POSITIONS (PER ROW)
  - 10, -18, -20, -30, -40 (SEE FIG. 1)
  - 50 (SEE FIG. 2, SHEET 2)
- CARD THICKNESS
  - 02: 1.57mm [.062] THICK CARD
- PLATING
  - L: SELECTIVE LIGHT GOLD, MATTE TIN TAIL (USE C-173-01-L & C-174-03-L)
  - S: SELECTIVE GOLD, MATTE TIN TAIL (USE C-173-01-S & C-174-03-S)
- OPTION
  - TR: TAPE & REEL (SEE FIG 3, SHT 2)
- TAIL OPTION
  - RA1: STANDARD
- ROW SPECIFICATION
  - D: DOUBLE (USE MEC6-XX-XX-D-RA1)

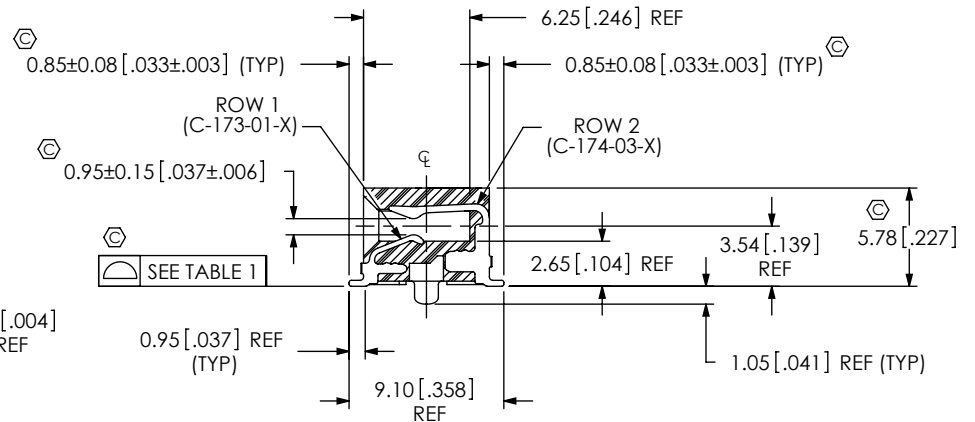
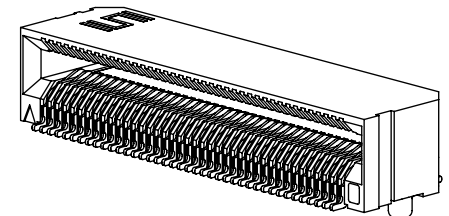


FIG 1  
FOR POSITIONS -10, -20, -30 & -40  
(MEC6-140-02-X-D-RA1 SHOWN)

SECTION "A"- "A"



DESIGNED & DIMENSIONED  
IN MILLIMETERS  
(INCHES FOR REFERENCE ONLY)

UNLESS OTHERWISE SPECIFIED, DIMENSIONS ARE IN MILLIMETERS. TOLERANCES ARE:  
DECIMALS ANGLES  
.X: ±0.3 [.01] 2°  
.XX: ±0.13 [.005]  
.XXX: ±0.051 [.0020]

PROPRIETARY NOTE  
THIS DOCUMENT CONTAINS INFORMATION CONFIDENTIAL AND PROPRIETARY TO SAMTEC, INC. AND SHALL NOT BE REPRODUCED OR TRANSFERRED TO OTHER DOCUMENTS OR DISCLOSED TO OTHERS OR USED FOR ANY PURPOSE OTHER THAN THAT WHICH IT WAS OBTAINED WITHOUT THE EXPRESSED WRITTEN CONSENT OF SAMTEC, INC.



520 PARK EAST BLVD, NEW ALBANY, IN 47150  
PHONE: 812-944-6733 FAX: 812-948-5047  
e-Mail: info@SAMTEC.com code: 55322

MATERIAL: DO NOT SCALE DRAWING  
INSULATOR: LCP, COLOR: BLACK  
CONTACT: PHOS BRONZE

DESCRIPTION: .635mm [.025"] RIGHT ANGLE EDGE CARD ASSEMBLY

DWG. NO.  
MEC6-1XX-02-X-D-RAX-XX

BY: DEAN P 05/12/2005 SHEET 1 OF 2

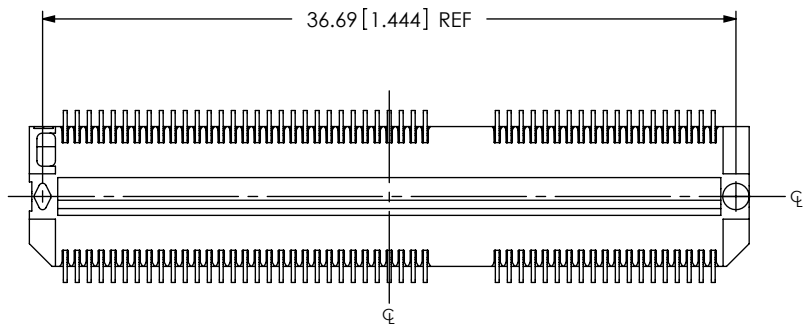
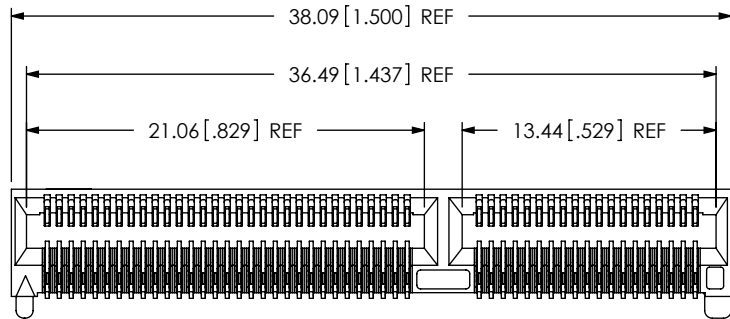
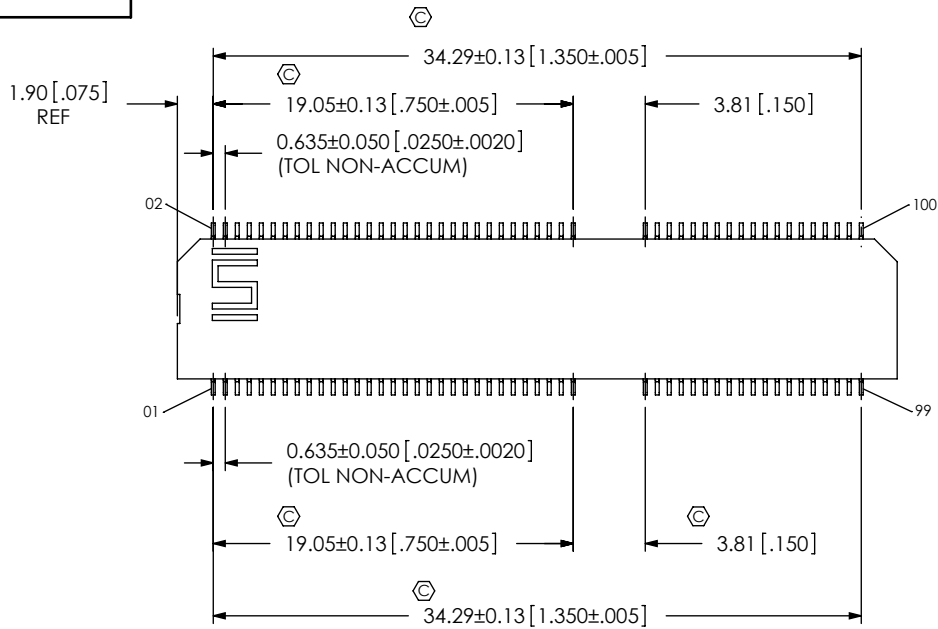


FIG 2

-50 POSITIONS  
MEC6-150-02-X-D-RA1 SHOWN  
(SAME AS FIG. 1, UNLESS OTHERWISE STATED)

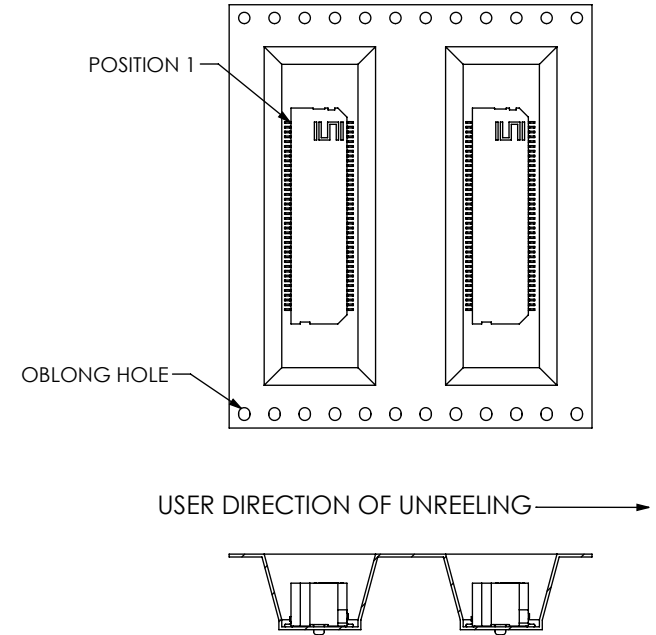
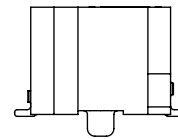


FIG 3

-TR: TAPE & REEL PACKAGING VIEW  
(NOT DRAWN TO SCALE)



PROPRIETARY NOTE

THIS DOCUMENT CONTAINS INFORMATION CONFIDENTIAL AND PROPRIETARY TO SAMTEC, INC. AND SHALL NOT BE REPRODUCED OR TRANSFERRED TO OTHER DOCUMENTS OR DISCLOSED TO OTHERS OR USED FOR ANY PURPOSE OTHER THAN THAT WHICH IT WAS OBTAINED WITHOUT THE EXPRESSED WRITTEN CONSENT OF SAMTEC, INC.

DO NOT SCALE DRAWING

SHEET SCALE: 1:0.4

**samtec**

520 PARK EAST BLVD, NEW ALBANY, IN 47150  
PHONE: 812-944-6733 FAX: 812-948-5047  
e-Mail: info@SAMTEC.com code: 55322

DESCRIPTION:  
.635mm [.025"] RIGHT ANGLE EDGE CARD ASSEMBLY

DWG. NO.  
**MEC6-1XX-02-X-D-RAX-XX**

BY: DEAN P 05/12/2005 SHEET 2 OF 2

# Mouser Electronics

Authorized Distributor

Click to View Pricing, Inventory, Delivery & Lifecycle Information:

[Samtec:](#)

[MEC6-118-02-L-D-RA1-TR](#) [MEC6-118-02-S-D-RA1-TR](#)