


LS2-110-02-L-D



LS2-120-01-L-D



(2,00 mm) .0787"

LS2 SERIES

# SELF MATING HERMAPHRODITIC STRIP

## SPECIFICATIONS

For complete specifications and recommended PCB layouts see [www.samtec.com?LS2](http://www.samtec.com?LS2)

**Insulator Material:**  
Black Liquid Crystal Polymer

**Contact Material:**  
Phosphor Bronze

**Plating:**  
Au or Sn over 50µ" (1,27 µm) Ni

**Current Rating:**  
3.2 A per pin (6 adjacent pins powered)

**Voltage Rating:**  
475 VAC mated with LS2

**Operating Temp Range:**  
-55°C to +125°C

**Insertion Force:**  
(Single contact only)  
4 oz (1,11 N) avg.

**Withdrawal Force:**  
(Single contact only)  
3 oz (0,83 N) avg.

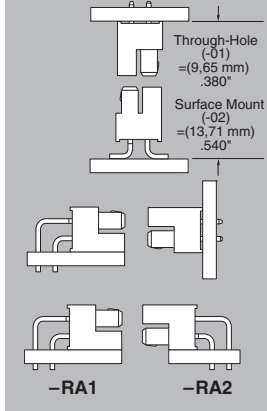
**RoHS Compliant:**  
Yes

**Processing:**  
Lead-Free Solderable:  
Yes

**SMT Lead Coplanarity:**  
(0,15 mm) .006" max

Mates with:  
LS2

## APPLICATION



Shrouded Terminals

Align & Latch™

Polarized



(2,00 mm) .0787" pitch

## RECOGNITIONS

For complete scope of recognitions see [www.samtec.com/quality](http://www.samtec.com/quality)

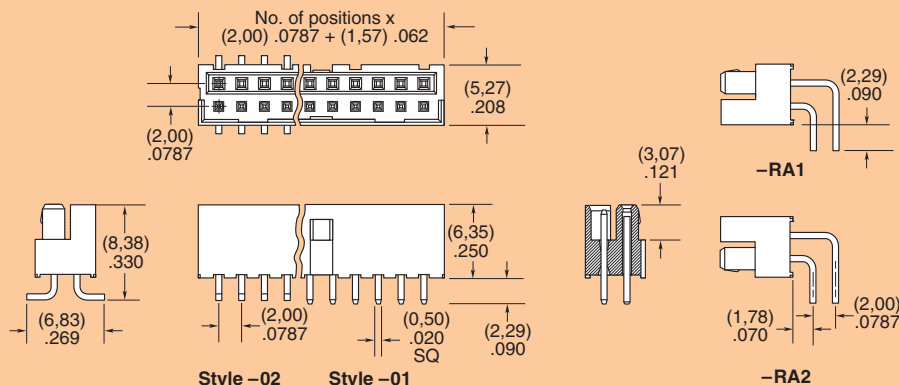


## ALSO AVAILABLE (MOQ Required)

- Alignment pin
  - Other platings
  - Other stack heights
- Contact Samtec.

**Note:** Some lengths, styles and options are non-standard, non-returnable.

LS2	1	NO. PINS PER ROW	LEAD STYLE	PLATING OPTION	D	TAIL OPTION	OPTION
		05, 10, 15, 20, 25, 30	-01 = Through-hole -02 = Surface Mount	-F = Gold flash on contact, Matte Tin on tail -L = 10µ" (0,25 µm) Gold on contact, Matte Tin on tail		-01 only -RA1 = Right Angle (Shroud Down) -RA2 = Right Angle (Shroud Up)	-K = (6,30 mm) .248" DIA Polyimide Film Pick & Place Pad (-02 only) -TR = Tape & Reel Packaging



Due to technical progress, all designs, specifications and components are subject to change without notice.

[WWW.SAMTEC.COM](http://WWW.SAMTEC.COM)

# Mouser Electronics

Authorized Distributor

Click to View Pricing, Inventory, Delivery & Lifecycle Information:

[Samtec:](#)

[LS2-130-02-F-D-K](#)