

DO NOT SCALE FROM THIS PRINT

DESIGNED & DIMENSIONED IN MILLIMETERS [INCHES]

ERF8-XXX-01-X-D-EMX-XXXX-TR

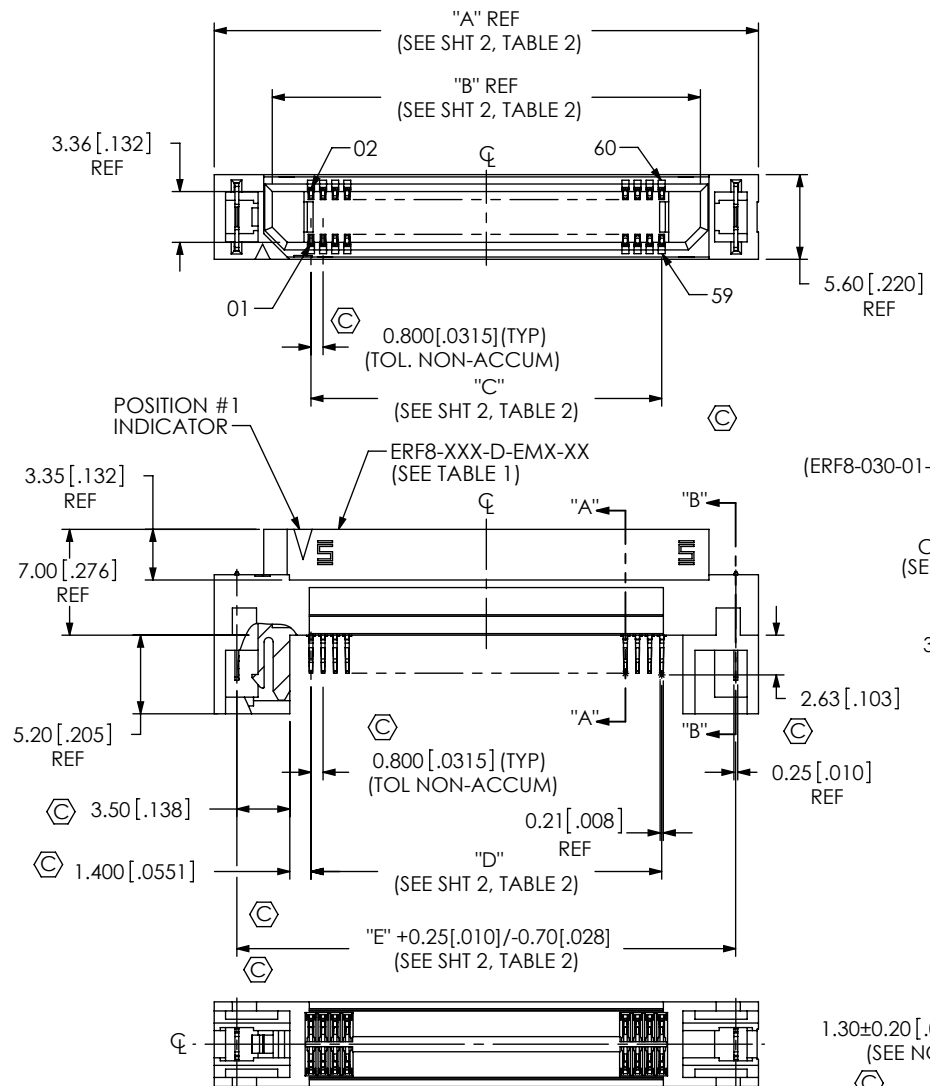


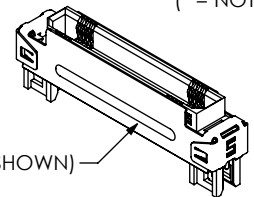
FIG 1 (ERF8-030-01-X-D-EM2 SHOWN)

No OF POSITIONS (PER ROW)
 -005, -010, -013, -020, -025, -030, -037, -040, -049, -50, -060, -070, -075
 LEAD STYLE

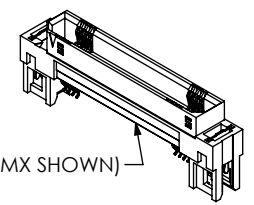
PLATING SPECIFICATION
 -L: 10µ" LIGHT SELECTIVE GOLD IN CONTACT AREA MATTE TIN ON TAIL (USE C-221-XX-L)
 -S: 30µ" GOLD IN CONTACT AREA MATTE TIN ON TAIL (USE C-221-XX-S)

(* = NOT TOOLED)

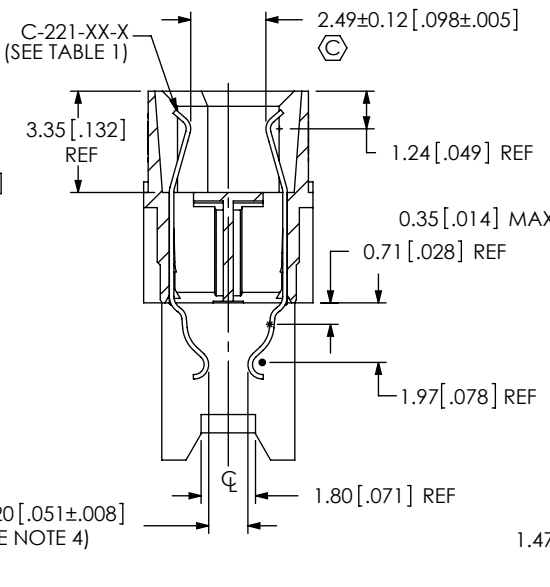
PACKAGING
 -TR: TAPE & REEL (STANDARD PACKAGING) (SEE NOTE 5)
 OPTIONS
 -EGPS: EXTENDED GUIDE POST SHIELD (-010, -020, -025 AND -030 POSITIONS ONLY)
 TAIL OPTION
 -EM2: 1.58mm (.062) THICK PCB
 *-EM3: 2.38mm (.093) THICK PCB (SEE SHT 2, FIG 4)
 -EM4: 1.00mm (.039) THICK PCB (SEE SHT 2, FIG 5) (-005 POSITION NOT TOOLED)
 ROW SPECIFICATION
 -D: DOUBLE



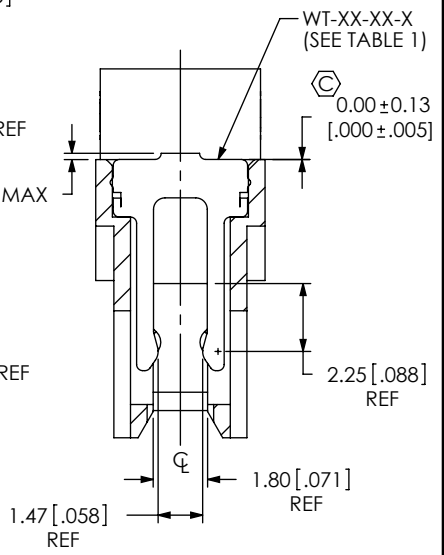
(ERF8-030-01-X-D-EMX-EGPS SHOWN)



(ERF8-030-01-X-D-EMX SHOWN)



SECTION "A"- "A" SCALE 4:1



SECTION "B"- "B" SCALE 4:1

- NOTES:
1. Ⓢ REPRESENTS A CRITICAL DIMENSION.
 2. MINIMUM PUSHOUT FORCE: 2.22N [.5 LB].
 3. NOTE DELETED.
 4. TO BE MEASURED USING GAGE PINS.
 5. FOR QUANTITIES UP TO 49 PIECES, NO LEADER, TRAILER, OR REEL WILL BE SUPPLIED. FOR QUANTITIES OF 50-124 PIECES, NO LEADER OR TRAILER WILL BE SUPPLIED.

TABLE 1			
TAIL OPTION	BODY P/N	CONTACT P/N	WELD TAB
-EM2	ERF8-XXX-D-EM2-XX	C-221-01-X	WT-17-01-T
*-EM3	ERF8-XXX-D-EM3-XX	C-221-02-X	WT-17-02-T
-EM4	ERF8-XXX-D-EM4-XX	C-221-04-X	WT-73-01-T

(* = NOT TOOLED)

UNLESS OTHERWISE SPECIFIED, DIMENSIONS ARE IN MILLIMETERS. TOLERANCES ARE:
 DECIMALS ANGLES
 .X: ±0.3 [0.1]
 .XX: ±0.13 [0.05]
 .XXX: ±0.051 [0.020]

PROPRIETARY NOTE
 THIS DOCUMENT CONTAINS INFORMATION CONFIDENTIAL AND PROPRIETARY TO SAMTEC, INC. AND SHALL NOT BE REPRODUCED OR TRANSFERRED TO OTHER DOCUMENTS OR DISCLOSED TO OTHERS OR USED FOR ANY PURPOSE OTHER THAN THAT WHICH IT WAS OBTAINED WITHOUT THE EXPRESSED WRITTEN CONSENT OF SAMTEC, INC.

samtec
 520 PARK EAST BLVD, NEW ALBANY, IN 47150
 PHONE: 812-944-6733 FAX: 812-948-5047
 e-Mail: info@SAMTEC.com code 55322

MATERIAL: DO NOT SCALE DRAWING SHEET SCALE: 2:1
 INSULATOR: LCP
 CONTACTS: BeCu
 WELD TABS: PHOS BRONZE
 SHIELD: PHOS BRONZE

DESCRIPTION:
 .8MM EDGE RATE-EM SOCKET ASSEMBLY
 DWG. NO.
ERF8-XXX-01-X-D-EMX-XXXX-TR
 BY: KNOWLDEN 09/26/2006 SHEET 1 OF 3

POSITION	"A"	"B"	"C"	"D"	"E"
-005	16.00 [.630]	8.32 [.328]	3.20 [.126]	3.20 [.126]	13.00 [.512]
-010	20.00 [.787]	12.32 [.485]	7.20 [.284]	7.20 [.284]	17.00 [.765]
-013	22.40 [.882]	14.72 [.580]	9.60 [.378]	9.60 [.378]	19.40 [.669]
-020	28.00 [1.102]	20.32 [.800]	15.20 [.598]	15.20 [.598]	25.00 [.984]
-025	32.00 [1.260]	24.32 [.960]	19.20 [.760]	19.20 [.760]	29.00 [1.142]
-030	36.00 [1.417]	28.32 [1.115]	23.20 [.913]	23.20 [.913]	33.00 [1.299]
-037	39.20 [1.543]	31.52 [1.241]	26.40 [1.039]	26.40 [1.039]	36.20 [1.425]
-040	44.00 [1.732]	36.32 [1.430]	31.20 [1.228]	31.20 [1.228]	41.00 [1.614]
-049	51.20 [2.016]	43.52 [1.713]	38.40 [1.512]	38.40 [1.512]	48.20 [1.898]
-050	52.00 [2.047]	44.32 [1.745]	39.20 [1.543]	39.20 [1.543]	49.00 [1.929]
-060	60.00 [2.362]	52.32 [2.060]	47.20 [1.858]	47.20 [1.858]	57.00 [2.244]
-070	68.00 [2.677]	60.32 [2.375]	55.20 [2.173]	55.20 [2.173]	65.00 [2.559]
-075	72.00 [2.835]	64.32 [2.532]	59.20 [2.331]	59.20 [2.331]	69.00 [2.717]

-DV P/N	-EM P/N	"F"
ERM8-XXX-02.0-X-DV	ERF8-XXX-X-D-EMX	8.800
ERM8-XXX-05.0-X-DV	ERF8-XXX-X-D-EMX	11.800
ERM8-XXX-08.0-X-DV	ERF8-XXX-X-D-EMX	14.800
ERM8-XXX-09.0-X-DV	ERF8-XXX-X-D-EMX	15.800
*ERM8-XXX-15.0-X-DV	ERF8-XXX-X-D-EMX	21.800

(* = NOT TOOLED)

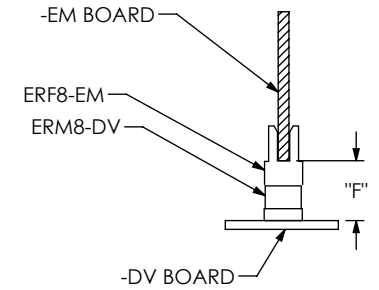


FIG 2
(ERF8-EM TO ERM8-DV)
(SHOWING CIRCUIT BOARD SEPARATION)

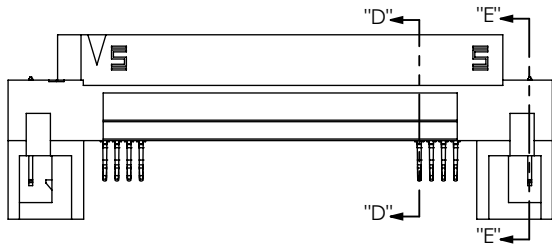
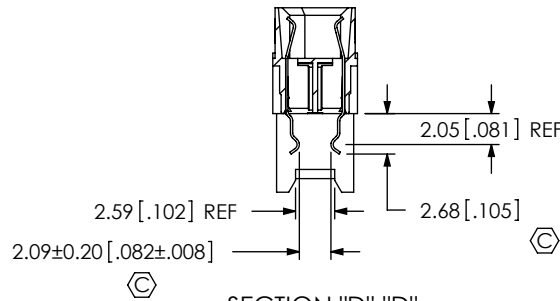
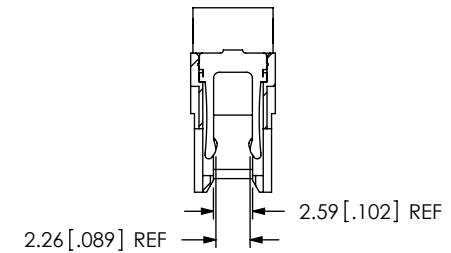


FIG 4
(ERF8-XXX-01-X-D-EM3-XX)
(SAME AS FIG 1, EXCEPT AS SHOWN)
(*NOT TOOLED)



SECTION "D"-"D"
SCALE 2:1



SECTION "E"-"E"
SCALE 2:1

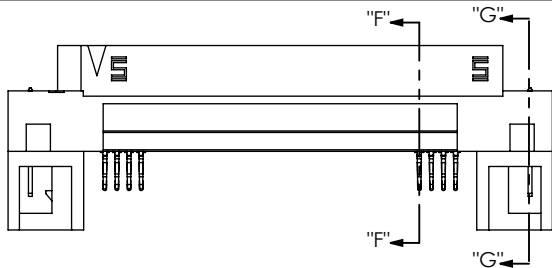
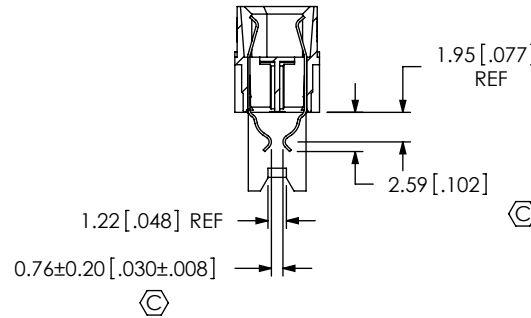
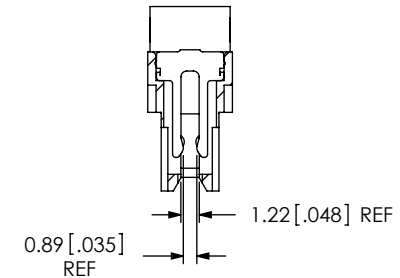


FIG 5
(ERF8-XXX-01-X-D-EM4-XX)
(SAME AS FIG 1, EXCEPT AS SHOWN)
(-005 POSITION NOT TOOLED)



SECTION "F"-"F"
SCALE 2:1



SECTION "G"-"G"
SCALE 2:1

PROPRIETARY NOTE
THIS DOCUMENT CONTAINS INFORMATION
CONFIDENTIAL AND PROPRIETARY TO
SAMTEC, INC. AND SHALL NOT BE REPRODUCED
OR TRANSFERRED TO OTHER DOCUMENTS OR
DISCLOSED TO OTHERS OR USED FOR ANY
PURPOSE OTHER THAN THAT WHICH IT WAS
OBTAINED WITHOUT THE EXPRESSED WRITTEN
CONSENT OF SAMTEC, INC.

DO NOT SCALE DRAWING

SHEET SCALE: 1:1

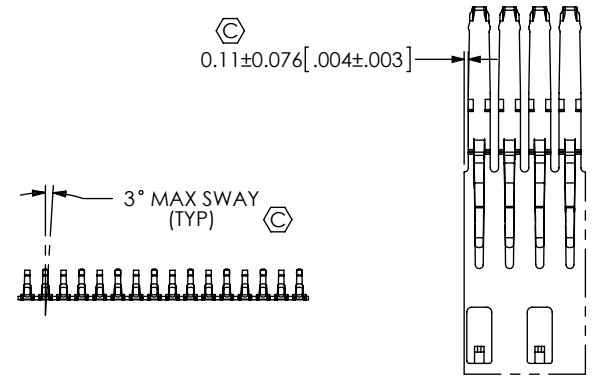
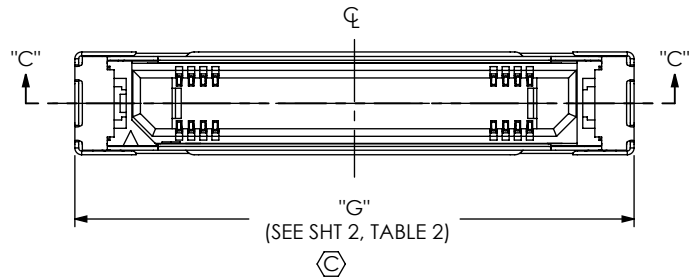
samtec

520 PARK EAST BLVD, NEW ALBANY, IN 47150
PHONE: 812-944-6733 FAX: 812-948-5047
e-Mail info@SAMTEC.com code 55322

DESCRIPTION:
.8MM EDGE RATE-EM SOCKET ASSEMBLY

DWG. NO.
ERF8-XXX-01-X-D-EMX-XXXX-TR

BY: KNOWLDEN 09/26/2006 SHEET 2 OF 3



C-221-XX.X-X IN-PROCESS VIEW

ERF8-XXX-D-EMX-XX
(SEE SHT 1, TABLE 1)

SH29-XX-05-X

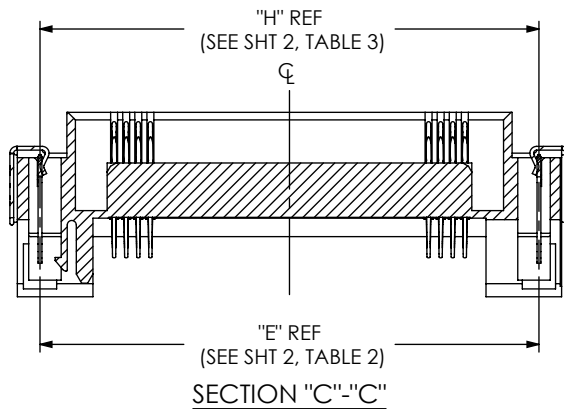
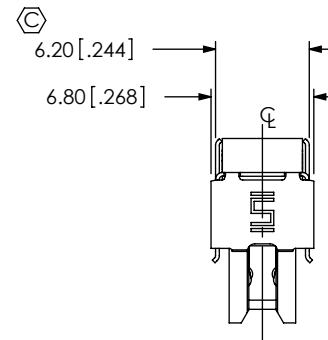
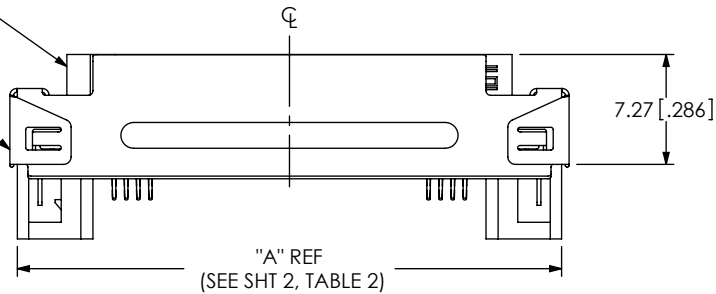


TABLE 4

No. OF POS.	"G"	"H"
-10	21.0 [0.83]	17.00 [0.669]
-20	29.0 [1.14]	25.00 [0.984]
-25	33.0 [1.30]	29.00 [1.142]
-30	37.0 [1.46]	33.00 [1.299]

FIG 3
(ERF8-030-01-X-D-EM2-EGPS SHOWN)
(SAME AS FIG 1, EXCEPT AS SHOWN)

PROPRIETARY NOTE
THIS DOCUMENT CONTAINS INFORMATION CONFIDENTIAL AND PROPRIETARY TO SAMTEC, INC. AND SHALL NOT BE REPRODUCED OR TRANSFERRED TO OTHER DOCUMENTS OR DISCLOSED TO OTHERS OR USED FOR ANY PURPOSE OTHER THAN THAT WHICH IT WAS OBTAINED WITHOUT THE EXPRESSED WRITTEN CONSENT OF SAMTEC, INC.

DO NOT SCALE DRAWING

SHEET SCALE: 2:1

samtec

520 PARK EAST BLVD, NEW ALBANY, IN 47150
PHONE: 812-944-6733 FAX: 812-948-5047
e-Mail info@SAMTEC.com code 55322

DESCRIPTION:
.8MM EDGE RATE-EM SOCKET ASSEMBLY

DWG. NO.
ERF8-XXX-01-X-D-EMX-XXXX-TR

BY: KNOWLDEN09/26/2006 SHEET 3 OF 3

Mouser Electronics

Authorized Distributor

Click to View Pricing, Inventory, Delivery & Lifecycle Information:

[Samtec:](#)

[ERF8-020-01-L-D-EM4-TR](#)