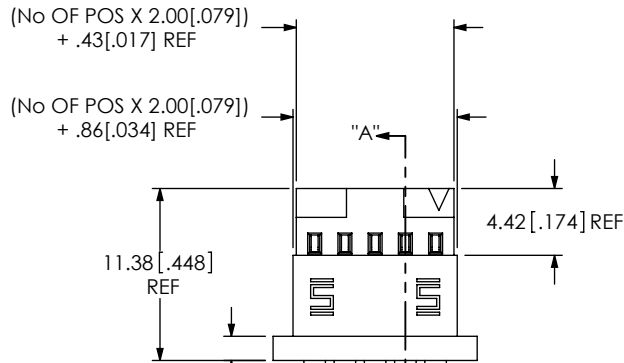
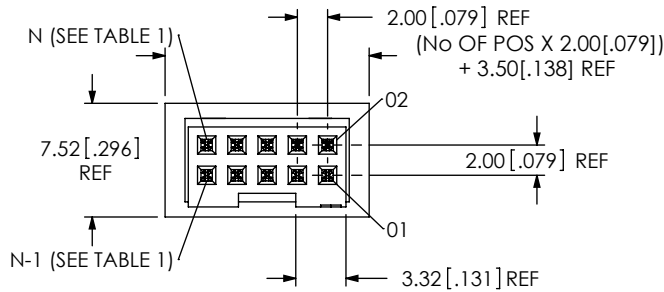


**DESIGNED & DIMENSIONED  
IN MILLIMETERS[INCHES]**

**S2SDX-XX-XXX-XX-XX.XX-XX-XXX**

DO NOT  
SCALE FROM  
THIS PRINT

**FIG 1**  
S2SDX-05-24-X-XX.XX-S SHOWN



**TABLE 1**

No OF POSITIONS	N	N-1
-02	4	3
-04	8	7
-05	10	9
-07	14	13
-10	20	19
-15	30	29
-20	40	39
-25	50	49
-30	60	59

**NOTES:**

- ⊗ REPRESENTS A CRITICAL DIMENSION.
- MINIMUM PULLOUT FORCE: 11.1N [2.5LBS].
- CONTACTS MUST BE INSERTED UNTIL RETENTION FEATURES LOCK INTO PLACE.
- ALL FINISHED GOODS ARE TO BE ELECTRICALLY TESTED INCLUDING HI-POT TEST AT 1000 VOLTS DC. AFTER FINAL ELECTRICAL TEST, LABEL EACH ASSEMBLY WITH (1) LABEL-ET.
- TINNED COPPER WIRE IS RoHS COMPLIANT.
- PARTS TO BE LAYER PACKAGED.
- END OF DISCRETE WIRE MUST FALL WITHIN THIS RANGE AFTER CRIMP.
- FOR LENGTHS OF 12.00 INCHES AND LESS, TOLERANCE TO BE ± 3.18[.125], FOR LENGTHS GREATER THAN 12.00 INCHES, TOLERANCE TO BE ± 2%
- REFER TO CRIMP SPECIFICATIONS PRINT FOR CRIMP AND STRIP DIMENSIONS, TOLERANCES, TOOLING AND ITS REQUIREMENTS.
- 20.0N[4.5 LB] MIN WIRE CRIMP STRENGTH FOR 24-28 AWG AND 13.3N[3.0 LB] MIN WIRE CRIMP STRENGTH FOR 30AWG.

TEFLON CABLE OPTION  
 -T: TEFLON (AVAILABLE WITH 24, 28 & 30AWG ONLY) (LEAVE BLANK FOR STANDARD PVC INSULATION)

No OF POSITIONS  
 -02, -04, -05, -07, -10, -15, -20, -25, & -30 (PER ROW)  
 AVAILABLE AS STANDARD  
 -05 THRU -50 AVAILABLE AS ASO

WIRE GAUGE (AWG)  
 -24, -26, -28, & 30

COLOR CODE:  
 (LEAVE BLANK FOR ALL BLACK WIRE)  
 -C: COLOR CODED WIRE, SEE TABLE 3, SHEET 3 FOR COLOR SEQUENCE (AVAILABLE WITH 24 AWG ONLY & NOT AVAILABLE WITH TEFLON)

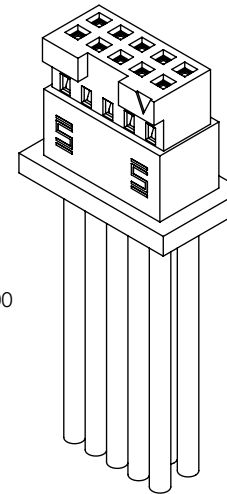
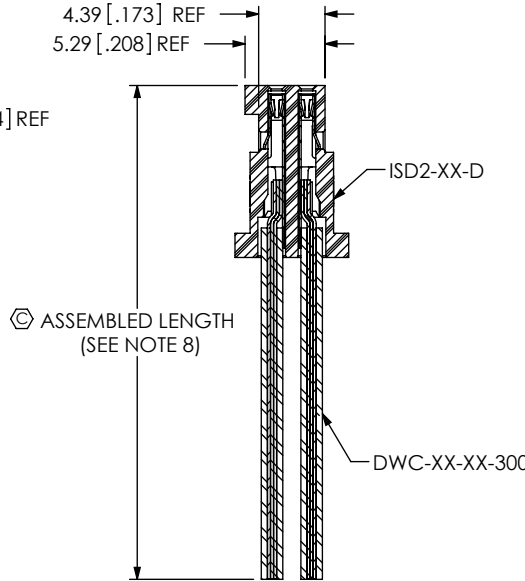
PLATING SPECIFICATION  
 -L: LIGHT SELECTIVE  
 -S: SELECTIVE

-NXX OPTION (END 2)  
 (ONLY AVAILABLE WITH -D, -DL, -DR, -DS)  
 -NUS: NOTCH UP, STRAIGHT (PIN 1 TO N-1) (SEE FIG 2)  
 -NDS: NOTCH DOWN, STRAIGHT (PIN 1 TO 2) (SEE FIG 4)  
 -NUX: NOTCH UP, CROSSED (PIN 1 TO N) (SEE FIG 3)  
 -NDX: NOTCH DOWN, CROSSED (PIN 1 TO 1) (SEE FIG 5)

END OPTION  
 -S: SINGLE ENDED (SEE FIG 1)  
 -D: DOUBLE ENDED (SEE FIG'S 2, 3, 4, 5, 6, & 7)  
 -SR: SINGLE ENDED WITH RETENTION LATCH (SEE FIG 6)  
 -DR: DOUBLE ENDED WITH RETENTION LATCH (SEE FIG 7)  
 \*\*SS: SINGLE ENDED WITH SCREW DOWN (SEE SHEET 4 FIG 8) ONLY AVAILABLE IN -10, -20, -30, & -40 POSITIONS  
 \*\*DS: DOUBLE ENDED WITH SCREW DOWN (SEE SHEET 4 FIG 9) ONLY AVAILABLE IN -10, -20, -30, & -40 POSITIONS

ASSEMBLED LENGTH  
 SPECIFY IN INCHES  
 SINGLE ENDED: 02.75 INCH MINIMUM  
 DOUBLE ENDED: 02.75 INCH MINIMUM

\*\* = NOT RELEASED FOR PRODUCTION



**TABLE 2**

SERIES	AWG	CABLE	CONTACT
S2SD	24	DWC-24-XX-300	C-281-2426-X
S2SD	26	DWC-26-XX-300	C-281-2426-X
S2SD	28	DWC-28-XX-300	C-281-2830-X
S2SD	30	DWC-30-XX-300	C-281-2830-X
S2SDT	24	DWCT-24-01	C-281-2426-X
S2SDT	28	DWCT-28-01	C-281-2830-X
S2SDT	30	DWCT-30-01	C-281-2830-X

UNLESS OTHERWISE SPECIFIED, DIMENSIONS ARE IN MILLIMETERS. TOLERANCES ARE:  
 DECIMALS ANGLES  
 X.X: ±0.3 [.01] 2°  
 X.XX: ±0.13 [.005]  
 X.XXX: ±0.051 [.0020]

**PROPRIETARY NOTE**  
 THIS DOCUMENT CONTAINS INFORMATION CONFIDENTIAL AND PROPRIETARY TO SAMTEC, INC. AND SHALL NOT BE REPRODUCED OR TRANSFERRED TO OTHER DOCUMENTS OR DISCLOSED TO OTHERS OR USED FOR ANY PURPOSE OTHER THAN THAT WHICH IT WAS OBTAINED WITHOUT THE EXPRESSED WRITTEN CONSENT OF SAMTEC, INC.

**MATERIAL:**  
 INSULATOR: LCP, COLOR: BLACK  
 CONTACT: BeCu  
 CABLE INSULATION: SEE CALLOUT  
 WIRE: TINNED COPPER

F:\DWG\MISC\MKTG\S2SDX-XX-XXX-XX-XX.XX-XX-XXX-MKT.SLDDRW



520 PARK EAST BLVD., NEW ALBANY, IN 47150  
 PHONE: 812-944-6733 FAX: 812-948-5047  
 e-Mail: info@SAMTEC.com code 55322

DO NOT SCALE DRAWING SHEET SCALE: 2:1

DESCRIPTION:  
**2.00mm SOCKET DISCRETE CABLE ASSEMBLY**

DWG. NO.  
**S2SDX-XX-XXX-XX-XX.XX-XX-XXX**

BY: J. BORGELT 2/20/09 SHEET 1 OF 4

FIG 2  
(S2SDX-05-28-X-XX.XX-D-NUS SHOWN)  
(SAME AS FIG. 1 EXCEPT AS SHOWN)  
(PIN 01 TO N-1)

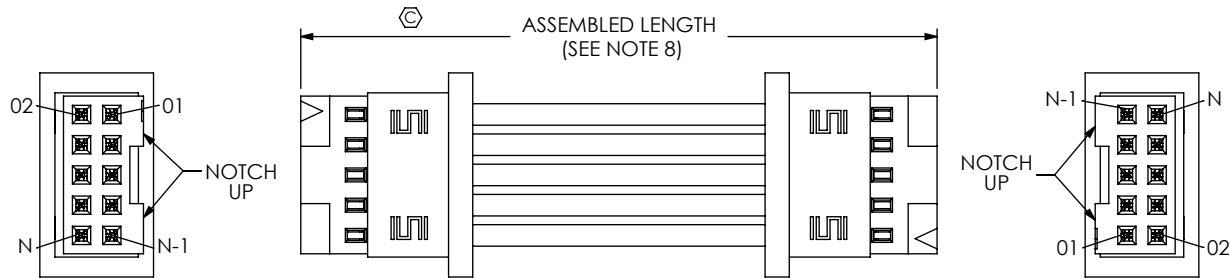


FIG 3  
(S2SDX-05-28-X-XX.XX-D-NUX SHOWN)  
(SAME AS FIG. 1 EXCEPT AS SHOWN)  
(PIN 01 TO N)

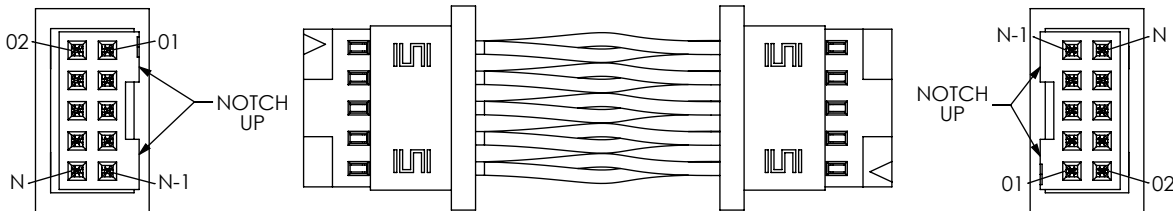


FIG 4  
(S2SDX-05-28-X-XX.XX-D-NDS SHOWN)  
(SAME AS FIG. 1 EXCEPT AS SHOWN)  
(PIN 01 TO 02)




FIG 5  
(S2SDX-05-28-X-XX.XX-D-NDX SHOWN)  
(SAME AS FIG. 1 EXCEPT AS SHOWN)  
(PIN 01 TO 01)

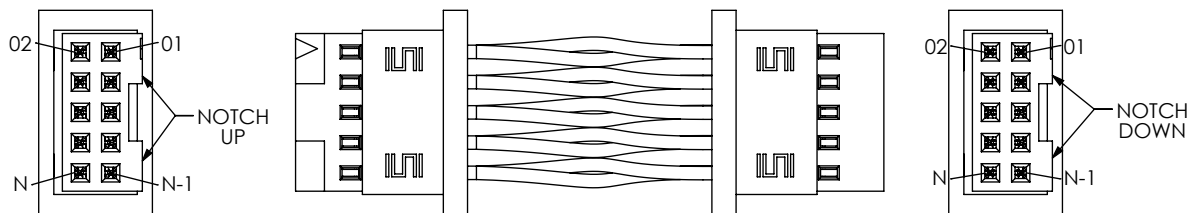


FIG 6  
(S2SDX-05-28-X-XX.XX-SR SHOWN)  
(SAME AS FIG. 1 EXCEPT AS SHOWN)

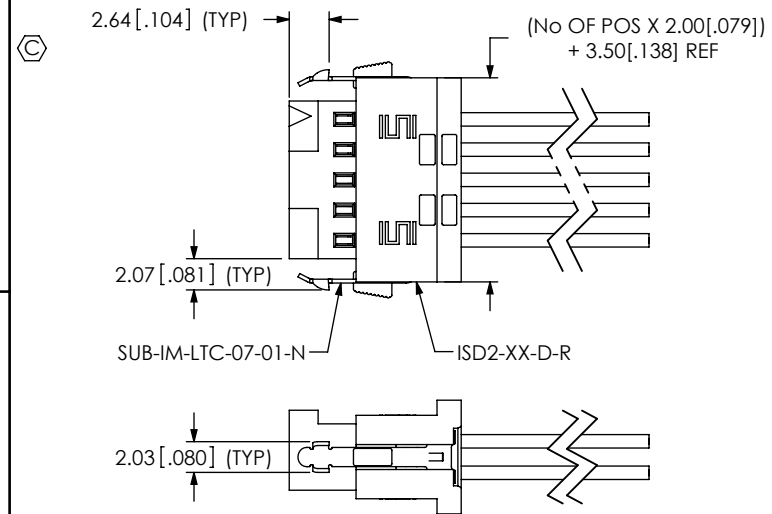
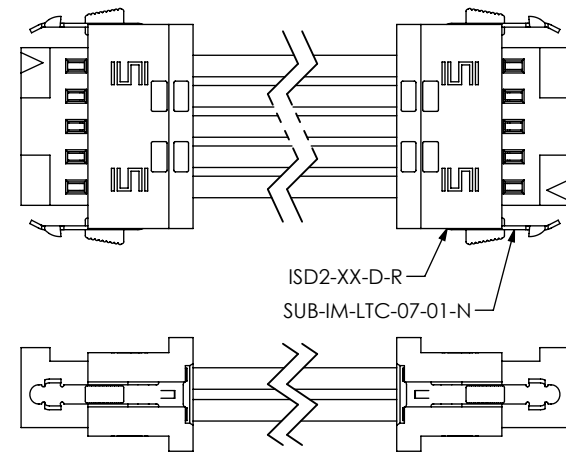


FIG 7  
(S2SDX-05-28-X-XX.XX-DR-DUS SHOWN)  
(SAME AS FIG. 6 EXCEPT AS SHOWN)



PROPRIETARY NOTE

THIS DOCUMENT CONTAINS INFORMATION CONFIDENTIAL AND PROPRIETARY TO SAMTEC, INC. AND SHALL NOT BE REPRODUCED OR TRANSFERRED TO OTHER DOCUMENTS OR DISCLOSED TO OTHERS OR USED FOR ANY PURPOSE OTHER THAN THAT WHICH IT WAS OBTAINED WITHOUT THE EXPRESSED WRITTEN CONSENT OF SAMTEC, INC.

DO NOT SCALE DRAWING

SHEET SCALE: 2:1



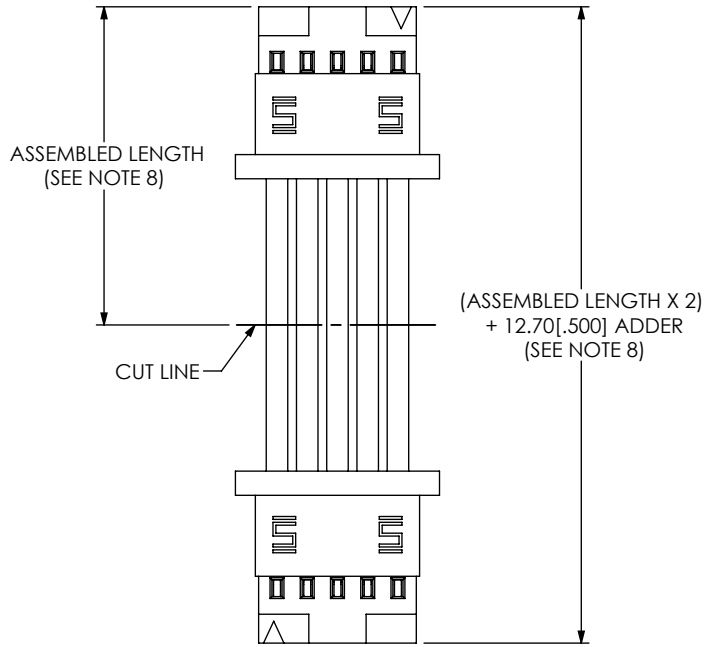
520 PARK EAST BLVD, NEW ALBANY, IN 47150  
PHONE: 812-944-6733 FAX: 812-948-5047  
e-Mail: info@SAMTEC.com code 55322

DESCRIPTION:  
2.00mm SOCKET DISCRETE CABLE ASSEMBLY

DWG. NO.  
**S2SDX-XX-XXX-XX-XX.XX-XX-XXX**

BY: J. BORGELT 2/20/09 SHEET 2 OF 4

IN-PROCESS 1  
 (APPLIES TO -S, & -SR END OPTIONS ONLY)  
 (TO BE BUILT DOUBLE-ENDED INITIALLY  
 FOR E-TEST AND THEN SEPERATED)



**TABLE 3**  
 COLOR SEQUENCE

	BROWN	RED	ORANGE	YELLOW	GREEN	VIOLET	GRAY	WHITE	BLACK	BLUE
POS #	1	2	3	4	5	6	7	8	9	10
	11	12	13	14	15	16	17	18	19	20
	21	22	23	24	25	26	27	28	29	30
	31	32	33	34	35	36	37	38	39	40
	41	42	43	44	45	46	47	48	49	50
	51	52	53	54	55	56	57	58	59	60
	61	62	63	64	65	66	67	68	69	70
	71	72	73	74	75	76	77	78	79	80
	81	82	83	84	85	86	87	88	89	90
	91	92	93	94	95	96	97	98	99	100

**PROPRIETARY NOTE**  
 THIS DOCUMENT CONTAINS INFORMATION  
 CONFIDENTIAL AND PROPRIETARY TO  
 SAMTEC, INC. AND SHALL NOT BE REPRODUCED  
 OR TRANSFERRED TO OTHER DOCUMENTS OR  
 DISCLOSED TO OTHERS OR USED FOR ANY  
 PURPOSE OTHER THAN THAT WHICH IT WAS  
 OBTAINED WITHOUT THE EXPRESSED WRITTEN  
 CONSENT OF SAMTEC, INC.

DO NOT SCALE DRAWING

SHEET SCALE: 2:1

**samtec**

520 PARK EAST BLVD, NEW ALBANY, IN 47150  
 PHONE: 812-944-6733 FAX: 812-948-5047  
 e-Mail info@SAMTEC.com code 55322

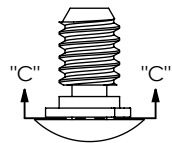
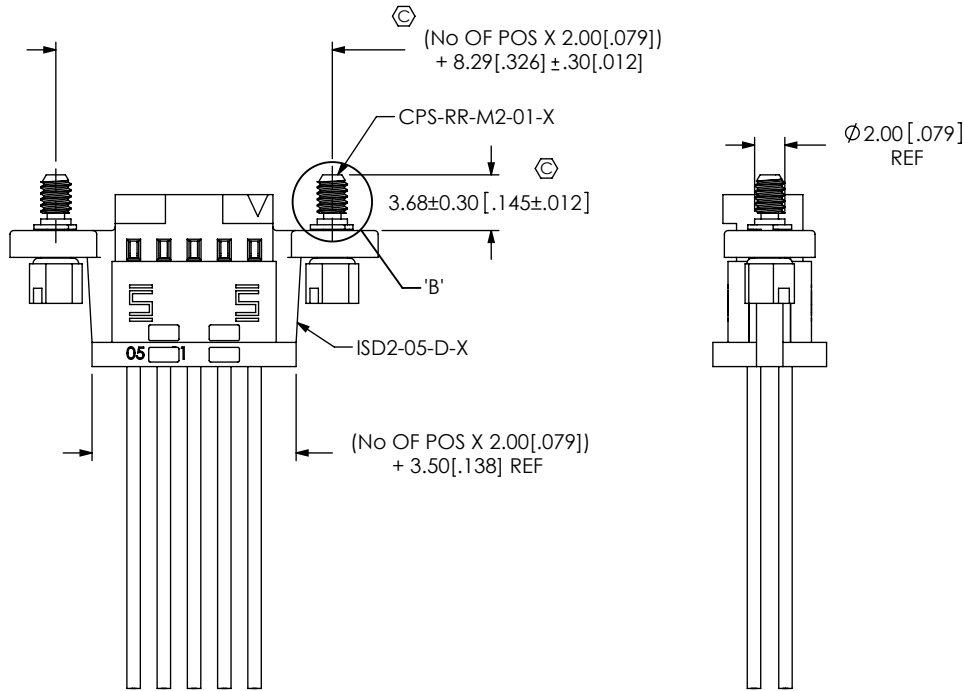
DESCRIPTION:  
**2.00mm SOCKET DISCRETE CABLE ASSEMBLY**

DWG. NO.  
**S2SDX-XX-XXX-XX-XX.XX-XX-XXX**

BY: J. BORGELT 2/20/09 SHEET 3 OF 4

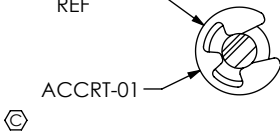
FIG 8

-SS: SINGLE ENDED WITH SCREW DOWN  
 (S2SDX-05-28-X-XX.XX-SS SHOWN)  
 (ONLY AVAILABLE IN -10, -20, -30 & -40 POSITIONS)  
 (SAME AS FIG 1, EXCEPT AS SHOWN)  
 NOT RELEASED FOR PRODUCTION



DETAIL 'B'  
 SCALE 4 : 1

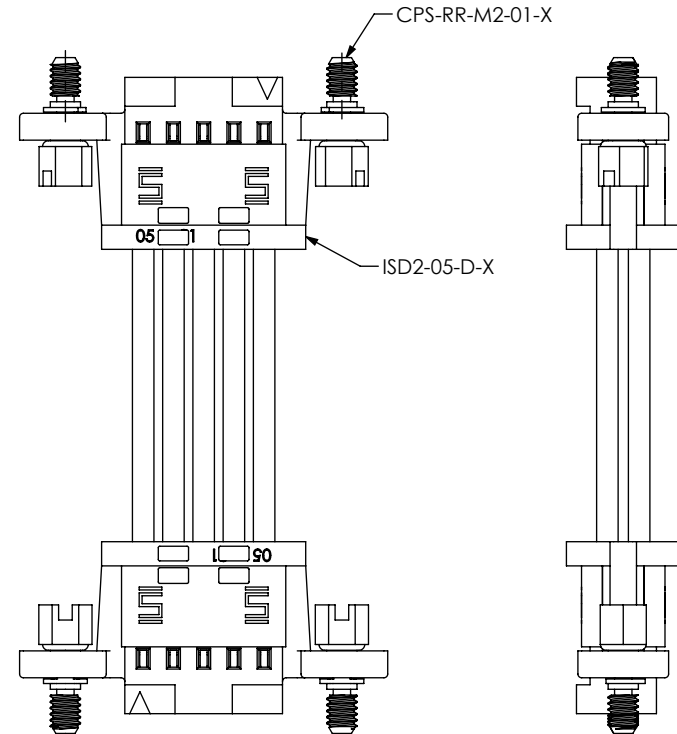
R1.45 [.057]  
 REF



SECTION "C"- "C"  
 SCALE 4 : 1

FIG 9

-DS: DOUBLE ENDED WITH SCREW DOWN  
 (S2SDX-05-28-X-XX.XX-DS-NUS SHOWN)  
 (ONLY AVAILABLE IN -10, -20, -30 & -40 POSITIONS)  
 (SAME AS FIG 8, EXCEPT AS SHOWN)  
 NOT RELEASED FOR PRODUCTION



F:\DWG\MISC\MKTG\S2SDX-XX-XXX-XX-XX-XX-XXX-MKT.SLDDRW

PROPRIETARY NOTE

THIS DOCUMENT CONTAINS INFORMATION  
 CONFIDENTIAL AND PROPRIETARY TO  
 SAMTEC, INC. AND SHALL NOT BE REPRODUCED  
 OR TRANSFERRED TO OTHER DOCUMENTS OR  
 DISCLOSED TO OTHERS OR USED FOR ANY  
 PURPOSE OTHER THAN THAT WHICH IT WAS  
 OBTAINED WITHOUT THE EXPRESSED WRITTEN  
 CONSENT OF SAMTEC, INC.

DO NOT SCALE DRAWING

SHEET SCALE: 2:1



520 PARK EAST BLVD, NEW ALBANY, IN 47150  
 PHONE: 812-944-6733 FAX: 812-948-5047  
 e-Mail info@SAMTEC.com code 55322

DESCRIPTION:  
 2.00mm SOCKET DISCRETE CABLE ASSEMBLY

DWG. NO.  
 S2SDX-XX-XXX-XX-XX.XX-XX-XXX

BY: J. BORGELT 2/20/09 SHEET 4 OF 4

# Mouser Electronics

Authorized Distributor

Click to View Pricing, Inventory, Delivery & Lifecycle Information:

[Samtec:](#)

[S2SDT-07-24-S-06.00-SR](#) [S2SDT-10-28-L-03.00-DR-NDX](#)