


## EXTREME HIGH-SPEED, HIGH-DENSITY CABLE




NRZ	PAM4
56 Gbps	112 Gbps

### FEATURES & BENEFITS

- 112 Gbps PAM4 per channel
- 4.0 Tbps aggregate data rate - 9 IEEE 400G channels
- Innovative, fully shielded differential pair design enables extremely low crosstalk (to 40 GHz) and tight impedance control
- 112 differential pairs per square inch
- 34 AWG ultra-low skew twinax cable
- 92  $\Omega$  solution addresses both 85  $\Omega$  and 100  $\Omega$  applications
- Industry leading aggregate data rate density - 2x the data rate in 60% of the space
- 8 to 32 differential pairs; up to 72+ pairs in development
- Panel I/O solution in development



Two reliable points of contact guaranteed



BGA attach for density and optimized trace breakout region

Aggregate Data Rate (NRZ)						
448 Gbps	672 Gbps	896 Gbps		1344 Gbps	1792 Gbps	4032 Gbps*
1 Bank			2 Bank			3 Bank*
2 Row	3 Row	4 Row	2 Row	3 Row	4 Row	6 Row*
8 Pairs	12 Pairs	16 Pairs		24 Pairs	32 Pairs	72 Pairs*
						*In development

# EXTREME DENSITY & PERFORMANCE SYSTEM

NVAC	STYLE	CABLE STYLE	NO. OF ROWS	NO. OF BANKS	CABLE LENGTH	01	PIN OUT	OPTION
	-DP = 4 pairs per wafer	-1 = 34 AWG, 100 Ω Cable  -3 = 34 AWG, 92 Ω Cable	-02 = 2 Rows  -03 = 3 Rows  -04 = 4 Rows	-1 = 1 Bank  -2 = 2 Banks	-“XX.X” = Length in inches (152.4 mm) 06.0” minimum		-1 = Pin A01 to Pin AN	-L = Latch

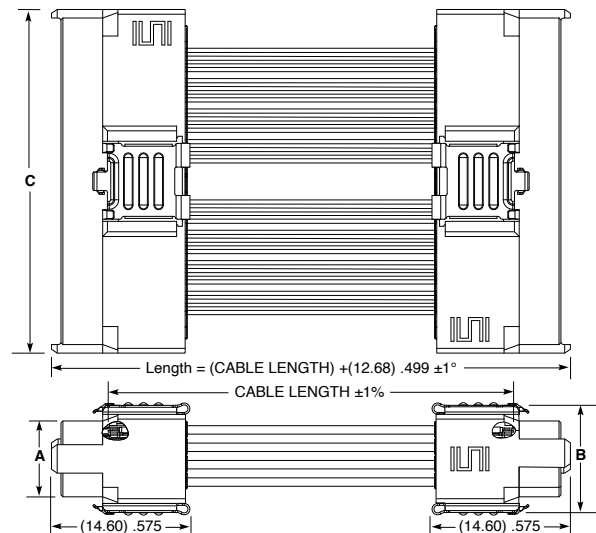
**NVAC**  
Board Mates:  
NVAM-C



PRELIMINARY

NO. OF BANKS	C
-1	(20.25) .797
-2	(36.25) 1.427

ROWS	A	B
-02	(4.40) .173	(7.30) .287
-03	(6.20) .244	(9.10) .358
-04	(8.00) .315	(10.90) .429



**Notes:**  
Cable lengths longer than  
40.00" (1 meter) are not  
supported with S.I. test data.

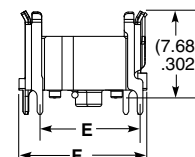
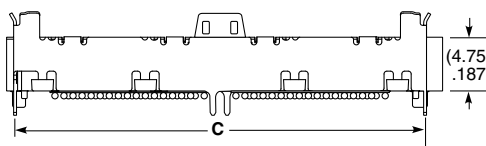
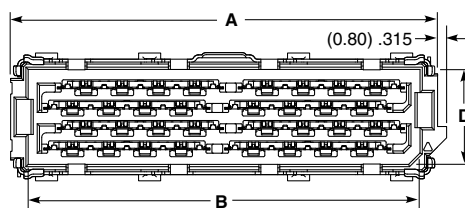
View complete specifications at: [samtec.com?NVAC](http://samtec.com?NVAC)

NVAM	STYLE	NO. OF ROWS	NO. OF BANKS	02.0	PLATING OPTIONS	SOLDER TYPE	C
	-DP = 4 pairs per wafer	-02 = 2 Rows  -03 = 3 Rows  -04 = 4 Rows	-1 = 1 Bank  -2 = 2 Banks		-S = 30 μ" (0.76 μm) Gold on contact area, Matte Tin on solder tail	-2 = Lead-Free Solder Charge	

**NVAM-C**  
Cable Mates:  
NVAC



PRELIMINARY



NO. OF BANKS	A	B	C
-1	(21.75) .856	(18.65) .734	(20.25) .797
-2	(37.75) 1.486	(34.65) 1.364	(36.25) 1.427

NO. OF ROWS	D	E	F
-02	(4.80) .189	(5.25) .207	(7.70) .303
-03	(6.60) .260	(7.05) .278	(9.50) .374
-04	(8.40) .331	(8.85) .348	(11.30) .445

**Note:**  
Some sizes, styles and  
options are non-standard,  
non-returnable.

View complete specifications at: [samtec.com?NVAM-C](http://samtec.com?NVAM-C)

# Mouser Electronics

Authorized Distributor

Click to View Pricing, Inventory, Delivery & Lifecycle Information:

Samtec:

[NVAM-DP-04-2-02.0-S-2-K-TR](#)