




HTST-08-01-L-DV

CC83L-2426-L



ISSM-05



ISDM-15

(2.54 mm) .100"

ISSM, ISDM, CC83L, CC83R, TST, HTST SERIES

# DISCRETE WIRE COMPONENTS & TOOLING

## SPECIFICATIONS

For complete specifications  
www.samtec.com?ISSM,  
www.samtec.com?ISDM  
www.samtec.com?CC83R  
or www.samtec.com?CC83L

## TOOLING

- Hand tool:  
CAT-HT-383-2426-13
- Mini Applicator:  
CAT-MA-383-2426-XX-01
- Extraction Tool:  
CAT-EX-74-01

## TYPE

**ISSM**  
= Single Row

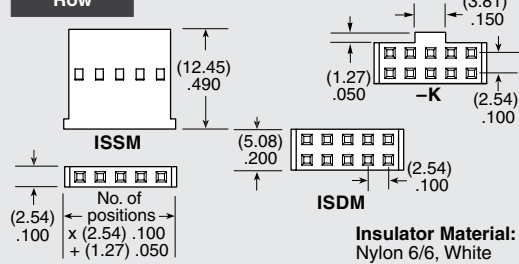
**ISDM**  
= Double Row

## POSITIONS PER ROW

-02, -05,  
-10, -15, -20  
(Standard sizes)

## OPTION

Leave blank for no polarization  
**-K**  
= Keyed Polarization  
(For TSS/HTSS/ZSS,  
TST/HTST/ZST)



## TYPE

**CC83L**  
= Contact, Loose

**CC83R**  
= Contact, Full Reel  
(7,000 Parts per reel)

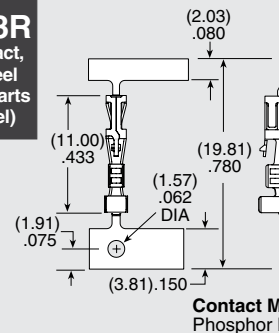
## WIRE GAUGE

-2426  
= 24, 26 AWG

## PLATING OPTION

-F  
= Gold flash on contact, Matte Tin on tail

-L  
= 10 μ" (0.25 μm) Gold on contact, Matte Tin on tail



Mates with:  
IDSD, SMSD

## SPECIFICATIONS

For complete specifications  
www.samtec.com?TST or  
www.samtec.com?HTST

**Insulator Material:**  
Black Glass Filled Polyester (TST)  
Natural PCT (HTST)  
**Terminal Material:**  
Phosphor Bronze  
**Plating:**  
Au or Sn over  
50 μ" (1.27 μm) Ni  
**RoHS Compliant:** Yes

## RECOGNITIONS

For complete scope of recognitions see  
www.samtec.com/quality



## OTHER SOLUTIONS

- For other mates also see TSW, HTSW, TSM, MTSW, HMTSW, PHT, TLW, MTLW, DW, EW, ZW, HW, TSSH, TSS, HTSS, ZSS, ZST

## TYPE STRIP

1

## NO. PINS PER ROW

05, 07, 08, 10,  
12, 13, 15, 17,  
20, 25, 32, 36  
(Standard sizes)

## LEAD STYLE

Specify LEAD STYLE from chart.

## PLATING OPTION

-F  
= Gold flash on post, Matte Tin on tail  
(Not available on -DV)

-L  
= 10 μ" (0.25 μm) Gold on post, Matte Tin on tail

-T  
= Matte Tin

## ROW OPTION

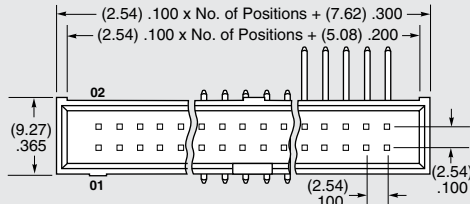
-D  
= Double Row Through-hole (lead style -01, -02 & -03 only)

-DV  
= Double Row Surface Mount (lead style -01 only) (HTST only)

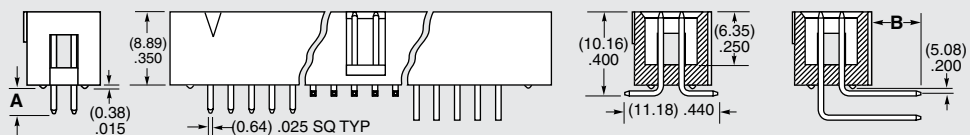
-D-RA  
= Double Row Right-angle (lead style -04 & -05 only)

**Note:** Some lengths, styles and options are non-standard, non-returnable.

LEAD STYLE	T/H (A)
-01	(2.92) .115
-02	(4.19) .165
-03	(14.35) .565



LEAD STYLE	RIGHT ANGLE (B)
-04	(3.30) .130
-05	(5.84) .230



Due to technical progress, all designs, specifications and components are subject to change without notice.

WWW.SAMTEC.COM

All parts within this catalog are built to Samtec's specifications.  
Customer specific requirements must be approved by Samtec and identified in a Samtec customer-specific drawing to apply.

# Mouser Electronics

Authorized Distributor

Click to View Pricing, Inventory, Delivery & Lifecycle Information:

[Samtec:](#)

[ISSM-20-K](#)