

DO NOT
SCALE FROM
THIS PRINT

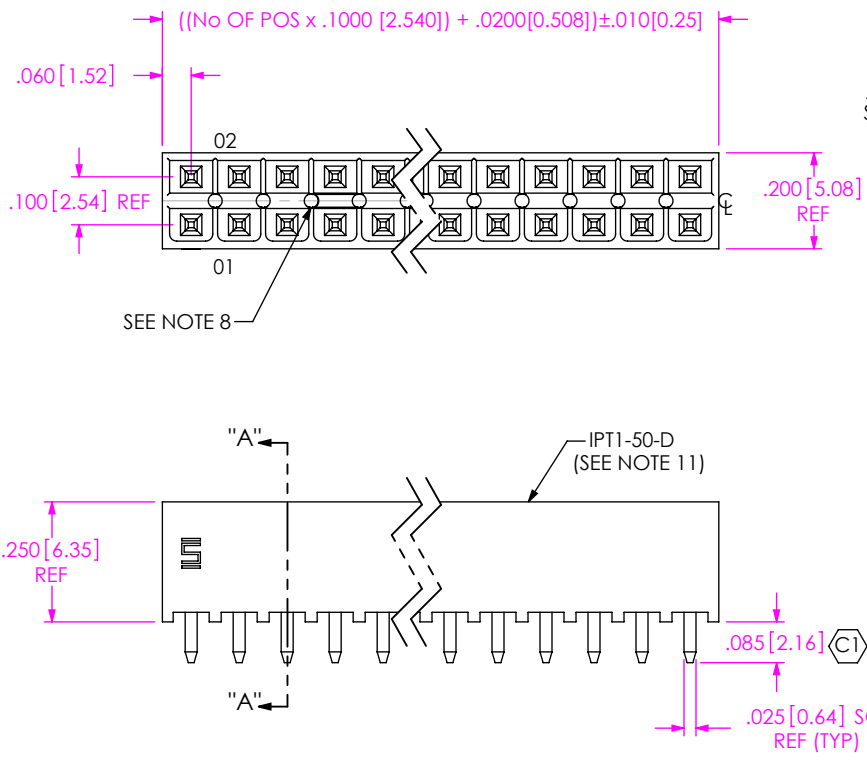
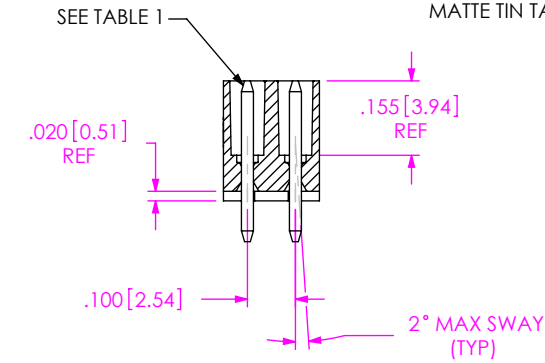


FIG 1
(IPT1-125-01-XX-D-XXX SHOWN)

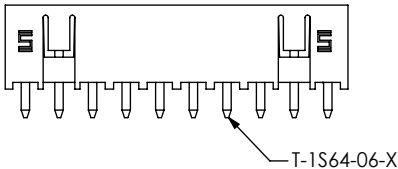
IPT1-1XX-XX-XX-D-XX

- No OF POS PER ROW
-02 THRU -25
- LEAD STYLE
SEE TABLE 1, SHEET 2
- OPTION
(SEE NOTE 11)
-PL: POSITION #1 REMOVED
(USE IPT1-XX-D-P)
(SEE NOTE 12)
-FL: FRICTION LOCK [POS -05 THRU -25]
(USE IPT1-XX-D-FL-X & T-1S64-XX-X)
(ONLY AVAILABLE ON -01 & -03
LEAD STYLES)
- ROW SPECIFICATION
(SEE NOTE 11)
-D: DOUBLE (USE IPT1-XX-D-XX-X)
- PLATING SPECIFICATION
-S: SELECTIVE, 30 Au / 50 Ni MIN ON CONTACT,
MATTE TIN TAIL
-SM: SELECTIVE, 30 Au / 50 Ni MIN ON CONTACT,
MATTE TIN TAIL
-L: LIGHT SELECTIVE, 10 Au / 50 Ni MIN ON CONTACT,
MATTE TIN TAIL

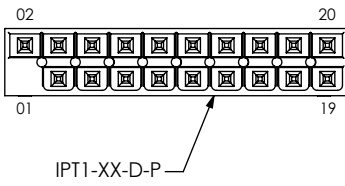


SECTION "A"-"A"

- NOTES:
1. Ⓢ REPRESENTS A CRITICAL DIMENSION.
 2. MAXIMUM ALLOWABLE CUT FLASH: .010[0.25].
 3. MINIMUM TERMINAL PUSH OUT FORCE: 2 LBS
 4. MAXIMUM VARIATION BETWEEN PIN ROWS: .005[0.13].
 5. "END WALLS" AFTER CUTTING SHOULD BE .010+/- .003[0.25+/-0.08].
 6. PARTS TO BE TUBE PACKAGED.
 7. ALL DIMENSIONS TO BE ABOUT CENTERLINE WITHIN +/- .005[0.13].
 8. PRESENCE OF VOIDS IS OPTIONAL AND PATTERN TO WHICH THEY OCCUR IS VARIABLE.
 9. -T PLATING OPTION AVAILABLE FOR EXISTING CUSTOMERS ONLY.
 10. NOTE DELETED.
 11. STANDARD BODIES CAN BE CUT TO POSITION.
FOR -PL & -FL OPTIONS, BODIES MUST BE MOLDED TO POSITION.
 12. FOR EXISTING CUSTOMERS ONLY, -POL CAN BE SUBSTITUTED FOR -PL.
 13. ORDERS WILL BE PACKAGED ACCORDING TO THE SAMTEC PACKAGING EFFICIENCY STANDARDS (SPES) FOUND ON WWW.SAMTEC.COM.

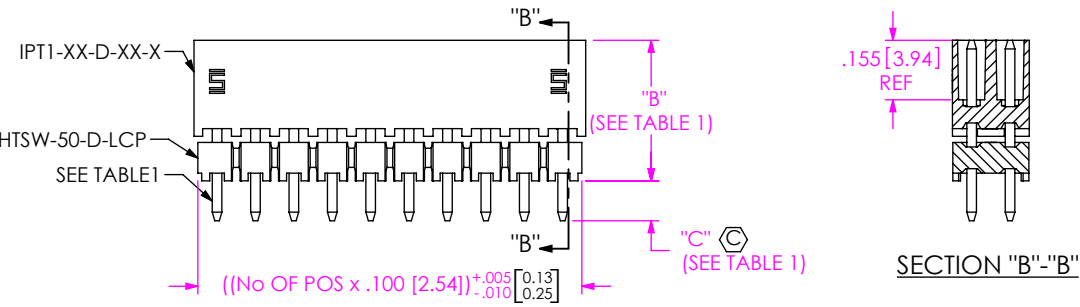


-FL: FRICTION LOCK OPTION
(IPT1-110-01-X-D-FL SHOWN)



-PL: POLARIZED OPTION
(IPT1-110-01-X-D-PL SHOWN)

UNLESS OTHERWISE SPECIFIED, DIMENSIONS ARE IN INCHES. TOLERANCES ARE: DECIMALS ANGLES .XX: ±.01[0.3] ± 2° .XXX: ±.005[0.13] .XXXX: ±.0020[0.051]		PROPRIETARY NOTE THIS DOCUMENT CONTAINS CONFIDENTIAL AND PROPRIETARY INFORMATION AND ALL DESIGN, MANUFACTURING, REPRODUCTION, USE, PATENT RIGHTS AND SALES RIGHTS ARE EXPRESSLY RESERVED BY SAMTEC, INC. THIS DOCUMENT SHALL NOT BE DISCLOSED, IN WHOLE OR PART, TO ANY UNAUTHORIZED PERSON OR ENTITY NOR REPRODUCED, TRANSFERRED OR INCORPORATED IN ANY OTHER PROJECT IN ANY MANNER WITHOUT THE EXPRESS WRITTEN CONSENT OF SAMTEC, INC.	 520 PARK EAST BLVD, NEW ALBANY, IN 47150 PHONE: 812-944-6733 FAX: 812-948-5047 e-Mail info@SAMTEC.com code 55322
MATERIAL: DO NOT SCALE DRAWING SHEET SCALE: 1:0.4 INSULATOR: LCP, UL 94 VO, COLOR: BLACK CONTACT: PHOS BRONZE, 510, 3/4 HARD		DESCRIPTION: .100 DOUBLE ROW SHROUDED TERMINAL ASSEMBLY DWG. NO. IPT1-1XX-XX-XX-D-XX BY: DEAN P 11-05-2002 SHEET 1 OF 2	



LEAD STYLE -01

LEAD STYLE -02 TO -09

IN-PROCESS

TABLE 1		BOARD STACK HEIGHT WHEN MATED WITH IPS1	TERMINAL	"C"	-FL TERMINAL	"D"
LEAD STYLE	"B"					
-01	N/A	N/A	T-1S6-21-X-2	N/A	T-1S64-06-X	.085[2.16]
-02	.366[9.30]	.551[14.00]	T-1S6-26-X-2	.104[2.64]	N/A	.220[5.59]
-03	.445[11.30]	.630[16.00]	T-1S6-08-X-2	.085[2.16]	T-1S64-09-X	.280[7.11]
-04	.484[12.30]	.669[17.00]	T-1S6-24-X-2	.106[2.69]	N/A	.340[8.64]
-05	.563[14.30]	.748[19.00]	T-1S6-27-X-2	.097[2.46]	N/A	.410[10.41]
-06	.602[15.30]	.787[20.00]	T-1S6-23-X-2	.093[2.35]	N/A	.445[11.30]
-07	.799[20.30]	.984[25.00]	T-1S6-28-X-2	.091[2.31]	N/A	.640[16.26]
-08	.996[25.30]	1.181[30.00]	T-1S6-29-X-2	.094[2.39]	N/A	.840[21.34]
-09	1.193[30.30]	1.378[35.00]	T-1S6-30-X-2	.097[2.46]	N/A	1.040[26.42]

TABLE 2		
LEAD STYLE	PACKAGING TUBE	TUBE PLUG
-01	PT-1-24-01-103	TP-09
-02	PT-1-24-08-15	TP-07
-03, -04, -05	PT-1-24-01-152	TP-13
-06	PT-1-24-02-105	TP-07
-07	PT-1-24-02-47	TP-26
-08	PT-1-24-03-47	TP-03
-09	PT-1-24-07-51	TP-13

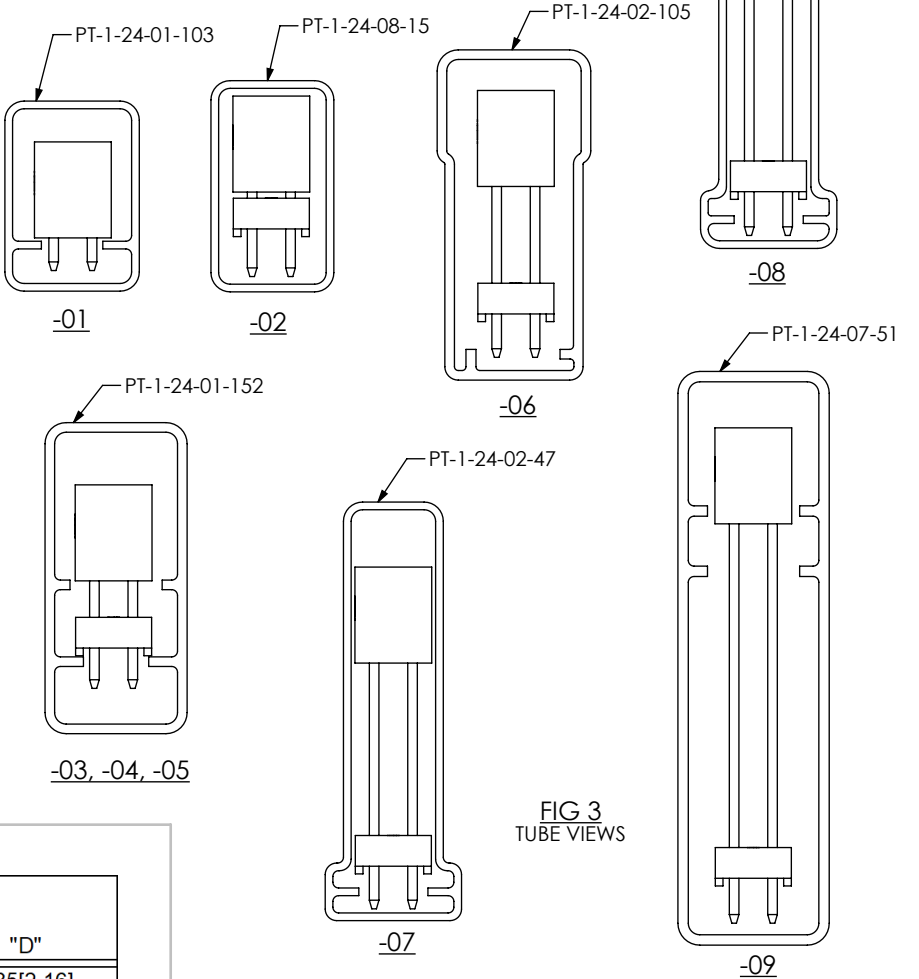


FIG 3
TUBE VIEWS

PROPRIETARY NOTE
THIS DOCUMENT CONTAINS CONFIDENTIAL AND
PROPRIETARY INFORMATION AND ALL DESIGN,
MANUFACTURING, REPRODUCTION, USE, PATENT RIGHTS
AND SALES RIGHTS ARE EXPRESSLY RESERVED BY SAMTEC,
INC. THIS DOCUMENT SHALL NOT BE DISCLOSED, IN WHOLE
OR PART, TO ANY UNAUTHORIZED PERSON OR ENTITY NOR
REPRODUCED, TRANSFERRED OR INCORPORATED IN ANY
OTHER PROJECT IN ANY MANNER WITHOUT THE EXPRESS
WRITTEN CONSENT OF SAMTEC, INC.

DO NOT SCALE DRAWING

SHEET SCALE: 2:1



520 PARK EAST BLVD, NEW ALBANY, IN 47150
PHONE: 812-944-6733 FAX: 812-948-5047
e-Mail info@SAMTEC.com code 55322

DESCRIPTION:
.100 DOUBLE ROW SHROUDED TERMINAL ASSEMBLY

DWG. NO. IPT1-1XX-XX-XX-D-XX

BY: DEAN P 11-05-2002 SHEET 2 OF 2

Mouser Electronics

Authorized Distributor

Click to View Pricing, Inventory, Delivery & Lifecycle Information:

[Samtec:](#)

[IPT1-107-03-L-D](#)