

HCMD-10-S-03.00-01

(2.54 mm) .100"

# IDC SOCKET & TERMINAL CABLE

**Mates with:**

TSW, MTSW, TST, EW, BST, ZST, MTLW, TSM, EJH-02 (HCSD only)

**SPECIFICATIONS**

For complete specifications and recommended PCB layouts see [www.samtec.com?HCSD](http://www.samtec.com?HCSD) or [www.samtec.com?HCSS](http://www.samtec.com?HCSS)

**HCSD, HCSS**

**Insulator Material:** Black Liquid Crystal Polymer  
**Flammability Rating:** UL 94V-0  
**Insulation Resistance:** 5000 MΩ  
**Temperature Range:** -20 °C to +105 °C (Rainbow Cable)  
 -40 °C to +105 °C (Gray Cable)  
**Voltage Rating:** 425 VAC/600 VDC  
**Contact:** Phosphor Bronze  
**Plating:** 10 μ" (0.25 μm) Au on contact area, 150 μ" (3.81 μm) Sn on balance over 50 μ" (1.27 μm) Ni.  
**Lead Size Range:** .024" (0.61 mm) SQ to .026" (0.66 mm) SQ  
**Lead Insertion Depth:** .185" (4.70 mm) to .250" (6.35 mm)  
**Wire:** 28 AWG 7/36 stranded Tinned Copper  
**RoHS Compliant:** Yes

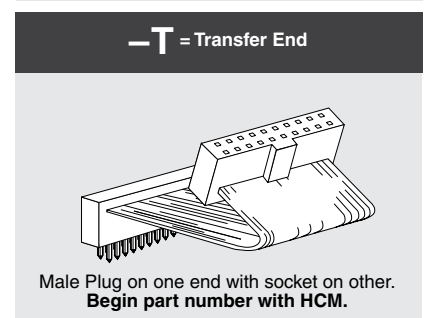
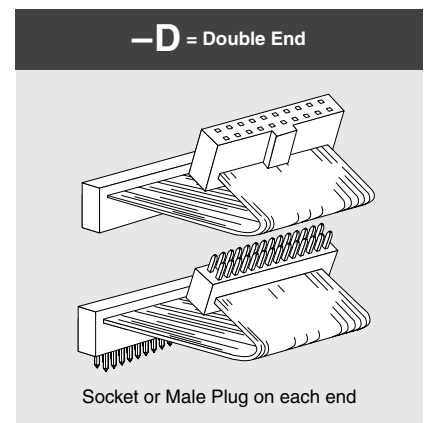
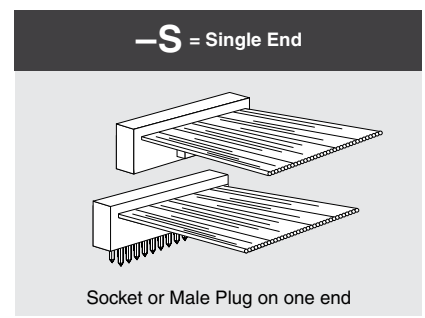
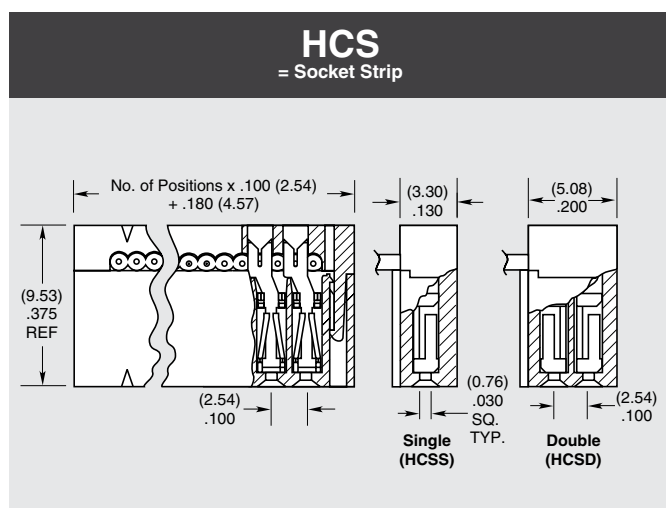
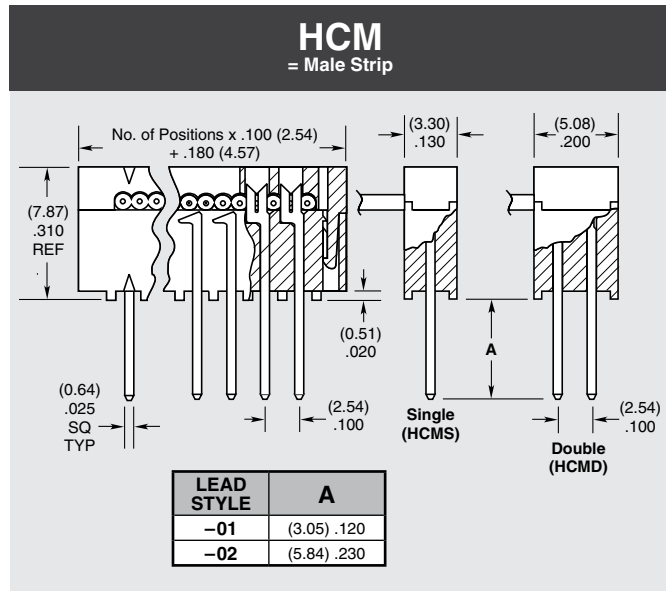
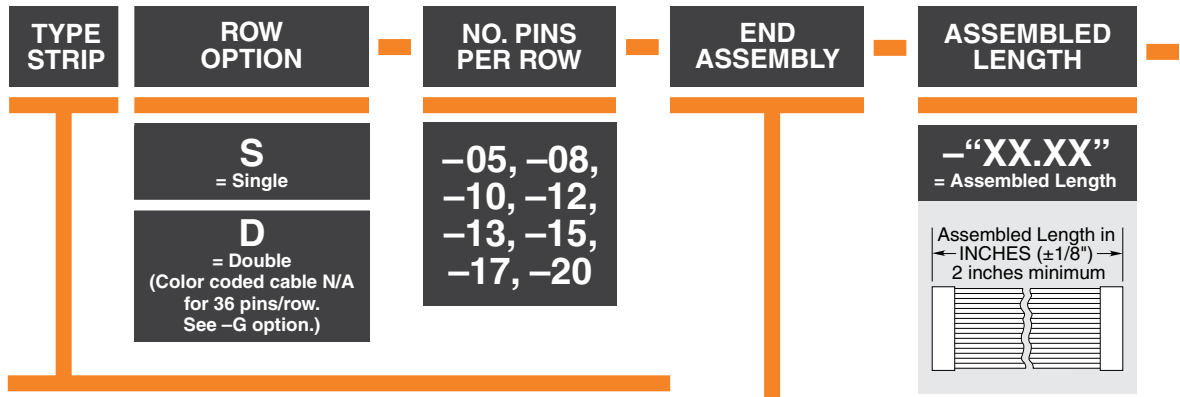
**SPECIFICATIONS**

For complete specifications and recommended PCB layouts see [www.samtec.com?HCMD](http://www.samtec.com?HCMD) or [www.samtec.com?HCMS](http://www.samtec.com?HCMS)

**HCMD, HCMS**

**Insulator Material:** Black Liquid Crystal Polymer  
**Flammability Rating:** UL 94V-0  
**Insulation Resistance:** 5000 MΩ  
**Temperature Range:** -20 °C to +105 °C (Rainbow Cable)  
 -40 °C to +105 °C (Gray Cable)  
**Voltage Rating:** 425 VAC/600 VDC  
**Terminal:** Phosphor Bronze  
**Plating:** Sn over 50 μ" (1.27 μm) Ni  
**Wire:** 28 AWG 7/36 stranded Tinned Copper  
**RoHS Compliant:** Yes

**Note:** IDC assemblies are non-standard, non-returnable.



Due to technical progress, all designs, specifications and components are subject to change without notice.

HCSS-15-S-03.00-01-G

HCSD-10-S-03.00-01-T-G

**HCMD, HCMS, HCSD, HCSS SERIES**

**LEAD STYLE**

**-01**  
= HCSS/HCSD or  
(3.05 mm) .120" tail for  
HCMS/HCMD

**-02**  
= (5.84 mm) .230" tail  
HCMS/HCMD only

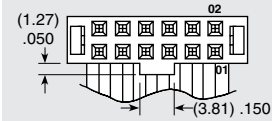
**PLATING OPTION**

**-S**  
= 10  $\mu$ " (0.25  $\mu$ m) Gold on contact area or tail,  
Tin on balance  
(Standard on HCSS & HCSD. Leave blank)

**-T**  
= Tin  
(Standard on HCMS & HCMD. Leave blank)

**NOTCH POLARIZATION**

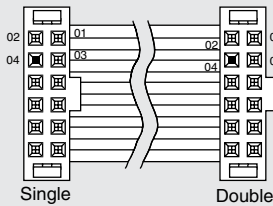
**-N** = Notch Polarization



Required for HCSS and HCSD.  
(Not available on HCMS or HCMD,  
unless Transfer, then only the  
socket is polarized.)

**OTHER OPTIONS**

**-P "XX"**  
= Position Polarization



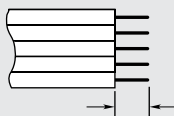
Specify "XX" as position. For Double the same position will be polarized on both ends. (Not available on HCM, unless Transfer, then only the socket is polarized)

**-G**  
= Gray Cable

Standard cable is color coded. Specify -G for Gray cable with one red edge.

**-ST "X"**  
= Stripped & Tinned

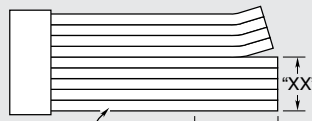
Specify Suffix from table. All dimensions are  $\pm 1/16$ " (1.59 mm). Not available in 28 positions and higher.



<b>-ST8</b>	1/8" (3.18)
<b>-ST4</b>	1/4" (6.35)
<b>-ST2</b>	1/2" (12.70)
<b>-ST3</b>	3/8" (9.53)

**-B "XX"**  
= Breakout

Specify "XX" as number of conductors to be broken out.

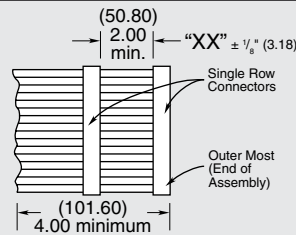


Breakout starts with Number 1 lead indicated by brown wire or red stripe. Shown on top side.

**-RW**  
= Reversed Wiring

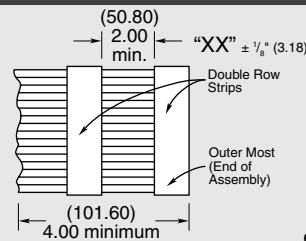
#1 wire opposite position #1

**-S "XX"**  
= Daisy Chain Single



When mating double row connector with two single row connectors, the outer most single will be connected to Conductor #1 and the inside single to Conductor #2.

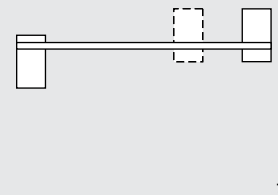
**-D "XX"**  
= Daisy Chain, Double



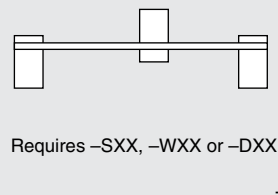
**-W "XX"**  
= Wiring Reversed  
Daisy Chain, Single

Same as -S "XX" except outer strip connected to conductor #2 and inside strip connected to conductor #1.

**-R**  
= Reversed

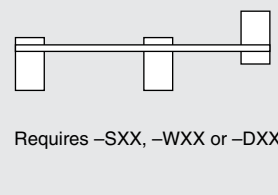


**-M**  
= Middle Reversed



Requires -SXX, -WXX or -DXX

**-O**  
= Outside Reversed



Requires -SXX, -WXX or -DXX

Due to technical progress, all designs, specifications and components are subject to change without notice.

[WWW.SAMTEC.COM](http://WWW.SAMTEC.COM)

All parts within this catalog are built to Samtec's specifications.  
Customer specific requirements must be approved by Samtec and identified in a Samtec customer-specific drawing to apply.

# Mouser Electronics

Authorized Distributor

Click to View Pricing, Inventory, Delivery & Lifecycle Information:

[Samtec:](#)

[HCMD-10-D-06.00-01](#)