



# FLEX STACK

# MICRO BOARD STACKER

(1.27 mm) .050" PITCH • FW SERIES



## FW

**Board Mates:**

CLP, FLE

**Cable Mates:**

FFSD

## SPECIFICATIONS

### Insulator Material:

Black Liquid Crystal Polymer

### Terminal Material:

Phosphor Bronze

### Plating:

Sn or Au over 50 μ" (1.27 μm) Ni

### Operating Temp Range:

-55 °C to +125 °C

## PROCESSING

### Lead-Free Solderable:

Yes

### SMT Lead Coplanarity:

(0.10 mm) .004" max (02-30)

(0.15 mm) .006" max (31-50)\*

\*(.004" stencil solution

may be available; contact

IPG@samtec.com)

## MATED HEIGHT

FW LEAD STYLE	CLP LEAD STYLE	MATED HEIGHT*
FW-XX-03-X-X-233-065	-02	8.13 mm) .329"
FW-XX-03-X-X-303-065		9.91 mm) .390"

\*Processing conditions will affect mated height.

## ALSO AVAILABLE

Smaller stack heights  
(MOQ Required)

### Notes:

For added mechanical stability, Samtec recommends mechanical board spacers be used in applications with gold or selective gold plated connectors. Contact ipg@samtec.com for more information.

This Series is non-standard, non-returnable.

FW	NO. OF PINS PER ROW	LEAD STYLE	PLATING OPTION	D	STACKER HEIGHT	POST HEIGHT	OPTION
----	---------------------	------------	----------------	---	----------------	-------------	--------

02 thru 50

Specify LEAD STYLE from chart

**-F**  
= Gold flash on post, Matte Tin on tail

**-L**  
= 10 μ" (0.25 μm) Gold on post, Matte Tin on tail

**-G**  
= 10 μ" (0.25 μm) Gold on post, Gold flash on tail

**-"XXX"**  
= Stacker Height (in inches)

Example:  
-250 = (6.35 mm) .250"

**-"XXX"**  
= Post Height (in inches)

(1.65 mm) .065" minimum

Example:  
-.065 = (1.65 mm) .065"

**-ES**  
= End Shroud (-075 post height only. Mate only with CLP) (5.46 mm) .215" to (15.49 mm) .610" stacker height only 9 pins/row min.

**-EP**  
= End Shroud with Guide Post (-075 post height only. Mate only with CLP) (5.46 mm) .215" to (15.49 mm) .610" stacker height only 9 pins/row min.

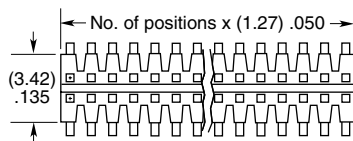
**-A**  
= Alignment Pin (3 positions min.) (5.46 mm) .215" to (15.75 mm) .620" stacker height only (SMT only)

**-P**  
= Pick & Place Pad (5 positions min.) (SMT only)

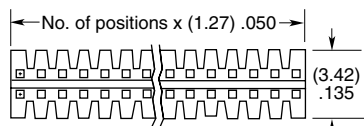
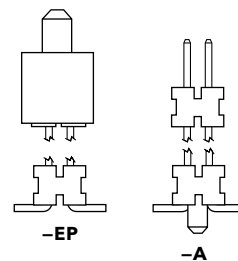
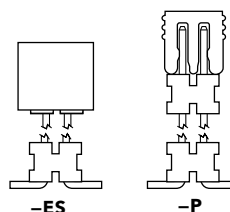
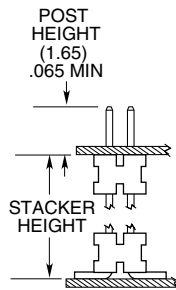
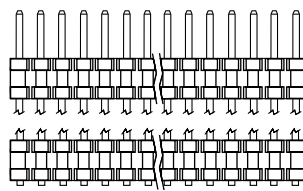
**-TR**  
= Tape & Reel (Max overall height = Post+Stacker Height+Pad+Alignment Pin = (17.78) .700") (SMT only)

**-FR**  
= Full Reel Tape & Reel (must order max. quantity per reel; contact Samtec for quantity breaks) (SMT only)

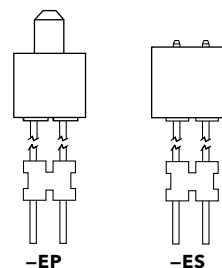
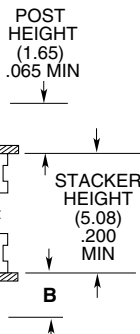
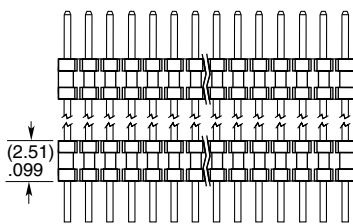
LEAD STYLE	STACKER HEIGHT	STACKER + POST
-03	(5.46) to (8.51) .215 to .335	(7.11) to (10.16) .280 to .400
-05	(8.64) to (15.49) .340 to .610	(10.29) to (17.15) .405 to .675



## SURFACE MOUNT



## THROUGH-HOLE



LEAD STYLE	TAIL (B)
-01	(1.14) .045
-02	(1.91) .075
-04	(2.29) .090

# Mouser Electronics

Authorized Distributor

Click to View Pricing, Inventory, Delivery & Lifecycle Information:

[Samtec:](#)

[FW-25-01-G-D-472-065](#)