


MICRO LOW-PROFILE TERMINAL STRIPS

(1.27 mm) .050" PITCH • FTS SERIES



FTS

Board Mates:
CLP, FLE

Cable Mates:
FFSD

SPECIFICATIONS

Insulator Material:
Black Liquid Crystal Polymer
Terminal Material:
Phosphor Bronze
Operating Temp Range:
-55 °C to +125 °C
Plating:
Sn or Au over 50 μ" (1.27 μm) Ni
Current Rating:
3.4 A per pin
(2 pins powered)

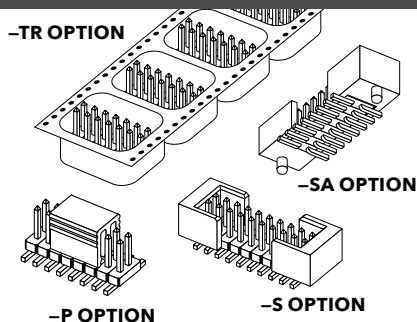
PROCESSING

Lead-Free Solderable:
Yes
SMT Lead Coplanarity:
.004" (0.10 mm) max

ALSO AVAILABLE

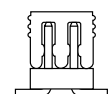
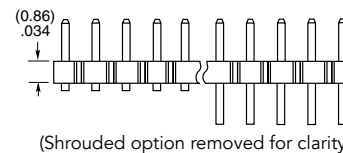
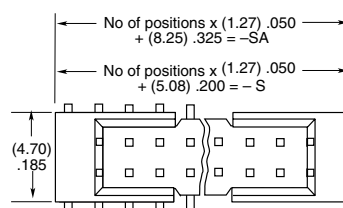
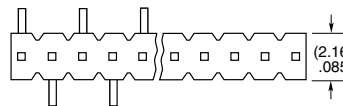
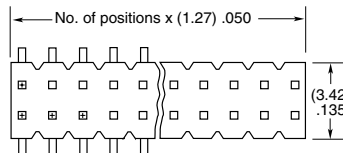
Alignment pin
(MOQ Required)

OPTIONS

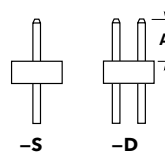


Note:
Some lengths, styles and options are non-standard, non-returnable.

FTS	1	NO. PINS PER ROW	LEAD STYLE	PLATING OPTION	ROW OPTION	OTHER OPTION
		02 thru 50 (except -S & -SA option = 05 thru 46)	-01 = (3.05 mm) .120" Post (Mates with FFSD)	-F = Gold flash on post, Matte Tin on tail	-D = Double Through-hole	(-D & -DV only)
			-02 = (1.91 mm) .075" Post (Mates with FLE)	-L = 10 μ" (0.25 μm) Gold on post, Matte Tin on tail	-DV = Double Vertical SMT	-SA = End Shroud with Alignment Pin (05 thru 46 positions. Style -02 & -03 only)
			-03 = (1.65 mm) .065" Post (Mates with CLP)		-S = Single Through-hole	-S = End Shroud (05 thru 46 positions. Style -02 & -03 only)
			-04 = (3.81 mm) .150" Post		-SV = Single Vertical SMT	-P = Pick & Place Pad (04 positions min.)
						-TR = Tape & Reel (-DV only) (Required callout for positions 02 thru 04)
						-FR = Full Reel Tape & Reel (must order max. quantity per reel; contact Samtec for quantity breaks) (-DV only)

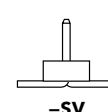


-P OPTION

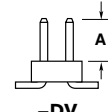


-S OPTION

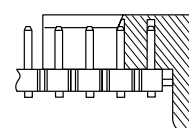
LEAD STYLE	A
-01	(3.05) .120
-02	(1.91) .075
-03	(1.65) .065
-04	(3.81) .150



-SV



-DV



-SA OPTION

Mouser Electronics

Authorized Distributor

Click to View Pricing, Inventory, Delivery & Lifecycle Information:

[Samtec:](#)

[FTS-120-04-F-DV-P](#)