


MICRO LOW-PROFILE TERMINAL STRIPS

(1.27 mm) .050" PITCH • FTS SERIES



FTS

Board Mates:
CLP, FLE

Cable Mates:
FFSD

SPECIFICATIONS

Insulator Material:
Black Liquid Crystal Polymer

Terminal Material:
Phosphor Bronze

Operating Temp Range:
-55 °C to +125 °C

Plating:
Sn or Au over 50 μ" (1.27 μm) Ni

Current Rating:
3.4 A per pin
(2 pins powered)

PROCESSING

Lead-Free Solderable:
Yes

SMT Lead Coplanarity:
.004" (0.10 mm) max

ALSO AVAILABLE

Alignment pin
(MOQ Required)

OPTIONS

-TR OPTION

-SA OPTION

-P OPTION

-S OPTION

FTS	1	NO. PINS PER ROW	LEAD STYLE	PLATING OPTION	ROW OPTION	OTHER OPTION
-----	---	------------------	------------	----------------	------------	--------------

02 thru 50
(except -S & -SA
option = 05 thru 46)

-01
= (3.05 mm)
.120" Post
(Mates with FFSD)

-02
= (1.91 mm)
.075" Post
(Mates with FLE)

-03
= (1.65 mm)
.065" Post
(Mates with CLP)

-04
= (3.81 mm)
.150" Post

-F
= Gold flash
on post,
Matte Tin
on tail

-L
= 10 μ"
(0.25 μm)
Gold on post,
Matte Tin
on tail

-D
= Double
Through-hole

-DV
= Double
Vertical SMT

-S
= Single
Through-hole

-SV
= Single
Vertical SMT

(-D & -DV only)

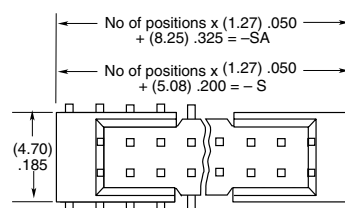
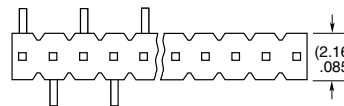
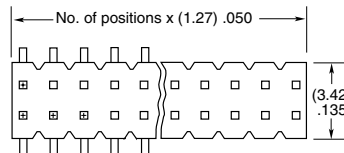
-SA
= End Shroud
with Alignment Pin
(05 thru 46 positions.
Style -02 & -03 only)

-S
= End Shroud
(05 thru 46 positions.
Style -02 & -03 only)

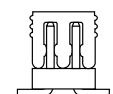
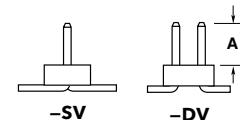
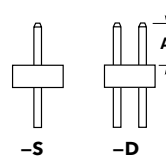
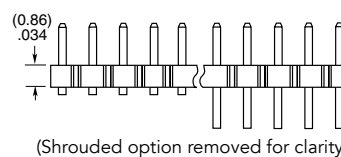
-P
= Pick & Place Pad
(04 positions min.)

-TR
= Tape & Reel
(-DV only)
(Required callout for
positions 02 thru 04)

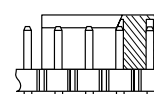
-FR
= Full Reel
Tape & Reel
(must order max.
quantity per reel;
contact Samtec for
quantity breaks)
(-DV only)



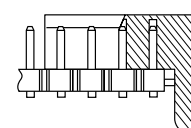
LEAD STYLE	A
-01	(3.05) .120
-02	(1.91) .075
-03	(1.65) .065
-04	(3.81) .150



-P OPTION



-S OPTION



-SA OPTION

Note:
Some lengths, styles and
options are non-standard,
non-returnable.

Mouser Electronics

Authorized Distributor

Click to View Pricing, Inventory, Delivery & Lifecycle Information:

[Samtec:](#)

[FTS-110-03-F-DV-S-P](#)