


LOW-PROFILE AND ELEVATED ONE-PIECE



(1.00 mm) .0394" PITCH • FSI SERIES

SPECIFICATIONS

Insulator Material:
Liquid Crystal Polymer
Contact Material:
BeCu
Current Rating:
2.8 A per pin
(2 pins powered)
Operating Temp Range:
-55 °C to +125 °C
Plating:
Au over 50 μm (1.27 μm) Ni

PROCESSING

Lead-Free Solderable:
Yes
SMT Lead Coplanarity:
(0.10 mm) .004" max (05-30)
(0.15 mm) .006" max (50)*
*(.004" stencil solution may be available; contact IPG@samtec.com)
Compression Board:
Gold Pads required

OTHER SOLUTIONS

Low Profile

See www.samtec.com?SEI

.050"
(1.27 mm)
Pitch

See www.samtec.com?SIBF

ALSO AVAILABLE

MOQ Required

No alignment pin
Top side alignment pin
Bottom side alignment pin
Other platings

Notes:

Applications requiring 40-50 positions without threaded inserts, please contact Samtec Interconnect Processing Group.

Some lengths, styles and options are non-standard, non-returnable.

FSI	1	PINS PER ROW	BODY HEIGHT	PLATING OPTION	ROW OPTION	INSERT OPTION	ALIGNMENT OPTION	OTHER OPTION
-----	---	--------------	-------------	----------------	------------	---------------	------------------	--------------

10, 20,
30, 50
(Insert/Screw
Option)

-03
= 3 mm

-06
= 6 mm

-10
= 10 mm

-G
= 10 μm
(0.25 μm)
Gold
(-03 only)

-L
= 10 μm
(0.25 μm)
Gold on
contact,
Matte Tin
on tail
(Not
available
with
-03 body
height)

-S
= Single
Row
(Available
with 5, 10
& 20 pins
with -AD
alignment
pin)

-D
= Double
Row

Leave blank
for Short
Version
(No screw
down
inserts or
holes)

-E
= #2-56 x
1/16" screw
thread

-M
= 2.00 mm
x 0.40 mm
screw thread

Leave blank
for no
Alignment Pin

-AD
= Alignment Pin
Top & Bottom

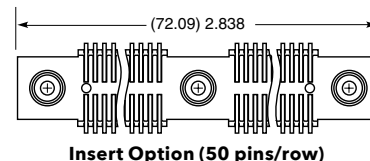
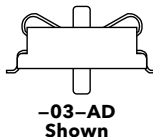
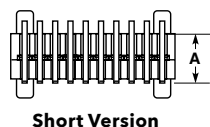

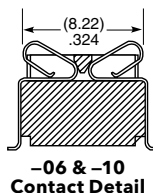
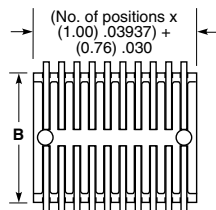
-WT
= Weld Tab
(Available
with -S row
option & -06
& -10 body
height only)

-K
= Polyimide
Film Pick &
Place Pad
(50 position
with threaded
insert option
only)

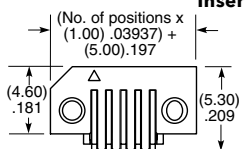
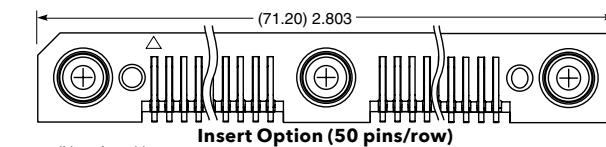
-P
= Plastic Pick
& Place Pad
(5.08 mm)
.200" x
(12.45 mm)
.490"
(50 not
available
with -E)
(Not available
with -S
row option
or -03 body
height)

-TR
= Tape &
Reel

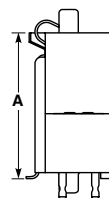
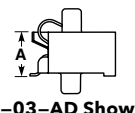
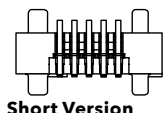
-FR
= Full Reel
Tape & Reel
(must order
max. quantity
per reel;
contact
Samtec for
quantity
breaks)



Double Row Version -03, -06, -10

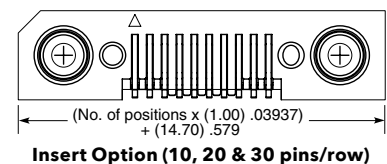


-03, -06 & -10
Contact Detail



Single Row Version -03, -06, -10

BODY HEIGHT	A	B
-03	(3.00) .118	(8.76) .345
-06	(6.00) .236	(9.02) .355
-10	(10.00) .394	(9.02) .355



Mouser Electronics

Authorized Distributor

Click to View Pricing, Inventory, Delivery & Lifecycle Information:

[Samtec:](#)

[FSI-105-03-G-D-AB-TR](#)