


# FLAT FLEXIBLE CABLE (FFC) JUMPER & SOCKET



(0.50 mm) .0197" PITCH • FJH/ZF5S SERIES

**FJH**  
Mates:  
ZF5S

FJH	NO. OF POSITIONS	STYLE	LENGTH	STRIP LENGTH
-----	------------------	-------	--------	--------------

## SPECIFICATIONS

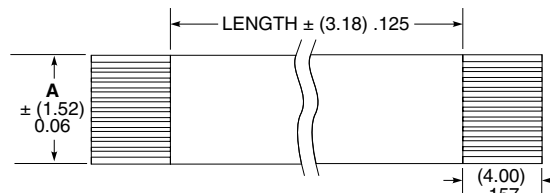
**Conductor:**  
Tin Plated Copper  
**Conductor Resistance:**  
1000 Ω/km max  
**Insulation Resistance:**  
10 M Ω/km min  
(conductor-to-conductor)  
**Dielectric Test:**  
400 VAC during 1 minute  
(conductor-to-conductor)  
**Temperature Rating:**  
-30 °C to +80 °C  
**Voltage Rating:**  
60 VAC

-10, -15,  
-20, -25, -30,  
-40, -43, -50  
(Standard sizes)

-D  
= Double End  
-R  
= Reversed End

Length in inches  
-03.00  
= (76.2 mm) 3.00"  
-06.00  
= (152.4 mm) 6.00"  
-12.00  
= (304.8 mm) 12.00"  
-24.00  
= (609.6 mm) 24.00"  
(Standard Lengths)

-4  
= (4.00 mm)  
.157"



NO. OF POSITIONS	A
-10	(5.50) .217
-15	(8.00) .315
-20	(10.50) .413
-25	(13.00) .512
-30	(15.50) .610
-40	(20.50) .807
-43	(22.00) .866
-50	(25.50) 1.00

## ALSO AVAILABLE

Other Platings  
(MOQ Required)

**Notes:**  
Stiffener color will be blue or black at Samtec's discretion. Some sizes, styles and options are non-standard, non-returnable.

-D STYLE

-R STYLE

**ZF5S**  
Mates:  
FJH

ZF5S	NO. OF POSITIONS	LEAD STYLE	PLATING OPTION	WT	OPTION
------	------------------	------------	----------------	----	--------

## SPECIFICATIONS

**Insulator Material:**  
Natural LCP  
**Contact Material:**  
Phosphor Bronze  
**Plating:**  
Sn over 50 μ" (1.27 μm) Ni  
**Weld Tab:**  
Phosphor Bronze  
**Operating Temp Range:**  
-55 °C to +105 °C  
**Current Rating:**  
1.8 A per pin  
(1 pin powered)

-10, -15, -20, -25,  
-30, -40, -43, -50  
(Standard sizes)

-01  
= Contact Bottom

-T  
= Matte Tin

-WT  
= Weld Tab

-K  
= (3.00 mm)  
.118" DIA  
Polyimide Film  
Pick &  
Place Pad

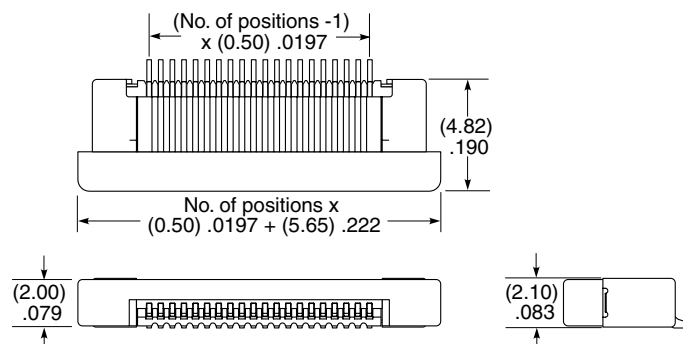
-TR  
= Tape &  
Reel

-FR  
= Full Reel  
Tape & Reel  
(must order  
max. quantity  
per reel;  
contact  
Samtec for  
quantity breaks)

## PROCESSING

**Lead-Free Solderable:**  
Yes  
**SMT Lead Coplanarity:**  
(0.10 mm) .004" max (10-30)  
(0.15 mm) .006" max (40-50)\*  
\*(.004" stencil solution  
may be available; contact  
IPG@samtec.com)

**Note:**  
Some sizes, styles and options are non-standard, non-returnable.



## ALSO AVAILABLE

MOQ Required

Vertical  
Contact top  
Other positions

# Mouser Electronics

Authorized Distributor

Click to View Pricing, Inventory, Delivery & Lifecycle Information:

[Samtec:](#)

[FJH-43-R-10.00-4](#)